



30 Years - Reaching and Achieving New Heights



Letter from Texas Attorney General Greg Abbott	1
CVC Fund History and Highlights	2
CVC Financial Summary	3
CVC Fund Appropriations	4
CVC Revenue Sources	5
CVC Program Overview	6
CVC Activity Summary	7
CVC Applications by Type of Crime	8
CVC Applications by Age and Gender	9
CVC Compensation Benefits	10
CVC Payments by Benefit	11
CVC Payments by Type of Crime	12
CVC Payments by Age and Gender	13
CVC Annual Payout Summary	14
CVC Activity Summary by County	15
Grants Administration Division Overview	22
Grant Funding & Crime Victims' Compensation by County (Map)	23
Other Victim Assistance Grants	24
Victim Coordinator and Liaison Grants	25
Sexual Assault Prevention and Crisis Services Grants	26
Sexual Assault Prevention and Crisis Services Program	27
Texas Statewide Automated Victim Notification System	28
Court Appointed Special Advocates	29
Sexual Assault Services Program Grant	30
Children's Advocacy Centers	31
Crime Victim Civil Legal Services Grants	32
Victim Assistance Programs Funded by County and Statewide	33

Letter from Texas Attorney General Greg Abbott

December 9, 2010

The Honorable Rick Perry, Governor
The Honorable David Dewhurst, Lieutenant Governor
The Honorable Joe Straus, Speaker of the House

Reaching and achieving new heights takes vision and perseverance -- two qualities embodied everyday by Texas crime victims. For many Texans, violence is an all too common occurrence. Every day, hundreds of thousands of victims of violence face seemingly insurmountable hurdles in dealing with the senseless tragedy that has befallen them. Every day we are reminded of their remarkable strength and determination as they overcome the emotional, physical and financial obstacles resulting from the crime.

This year marks the 30th anniversary of the Crime Victims' Compensation Program. In its creation, the Texas Legislature envisioned a program that would provide financial assistance to victims and their families. In the 30 years since its inception, the Crime Victims' Compensation Program has assisted victims—allowing them to reach beyond their victimization and move forward to lead healthy productive lives. As the program matured, the Legislature also created a means to provide funding for non-profit and public organizations that serve these victims.

One victim described the impact the CVC program had on her life. As a recent victim of sexual assault in her own home, the victim no longer felt safe and was terrified to sleep at night. With assistance from the CVC Program, the victim was able to relocate to a new home, where she felt safe and secure. Although the victim suffered great trauma, she was able to move forward in her recovery. She thanked staff for “giving her back her life, sanity and a belief that there is true help and compassion available.”

Like the victims we have assisted, we too are reaching for new heights in the way we continue to serve them. Currently, our office is working with law enforcement agencies to gather information electronically. This process allows the Crime Victims' Compensation Program to process claims more quickly, reducing the time that victims must wait to receive much needed financial assistance.

Last year, the Victims of Crime Fund received 37,801 applications and awarded \$75,530,749 in compensation on behalf of victims. We also distributed \$38,217,891 in grants to nonprofit and public organizations that provide emergency shelter, crisis counseling, court accompaniment, and assistance in completing compensation applications, among other services.

As we move forward, our greatest challenge will be to ensure that victims have the tools they need to rise up and face their challenges. By continuing to create programs that are responsive to the multiple and varied needs of the victims and the organizations that serve them, we will meet that challenge. Working together we will continue to achieve and reach new heights in our response.

Sincerely,



Greg Abbott
Attorney General of Texas

In 1979, the Texas Legislature passed the Crime Victims' Compensation Act, creating the Compensation to Victims of Crime Fund (Fund) and the Crime Victims' Compensation (CVC) Program. The primary purpose of the Fund is to encourage greater victim participation in the apprehension and prosecution of criminals and to reimburse innocent victims for certain out-of-pocket expenses incurred as a result of violent crime.

The program was administered initially by the Texas Industrial Accident Board, later known as the Workers' Compensation Commission, with the Office of the Attorney General (OAG) involved only in the verification of claims. In 1991, the Legislature moved the administrative authority for the Fund entirely to the OAG in order to centralize claim processing.

The majority of the revenue for the Fund comes directly from convicted offenders in the form of court costs and other fees. In early 1993, the financial soundness of the Fund was jeopardized when requests for victim compensation exceeded the amount of funds received from court costs and fees. As statutorily required, CVC reduced compensation payments to service providers by 40 percent. In 1993, legislation was passed that increased the amount of court costs and fees going into the Fund. Within one year, CVC was financially able to reimburse victim service provider payments

at 100 percent. As a result of the increase in court costs and fees, the Fund balance began to increase, exceeding the amount of payments to victims and resulting in a surplus.

In 1997, the Fund became a constitutionally dedicated account to be used only for the purpose of providing victim-related compensation or assistance. In addition, the Legislature amended the Texas Code of Criminal Procedure to authorize the OAG to use monies appropriated from the Compensation to Victims of Crime Fund for grants and contracts supporting victim-related services or assistance. As the balance in the Fund began to increase, the Legislature expanded compensation benefits offered to crime victims and raised the maximum award amount on claims.

In 2001, the Legislature appropriated funds to the OAG for the purpose of providing grants to a broad range of victim-related service organizations. Victim services such as domestic violence shelters, rape crisis centers, hotlines, victim advocacy, education, assistance with CVC applications and other victim-related services were made available as a result of these partnerships and grants. The ability to offer grants to victim service providers reflected the intent of the Fund by continuing to expand the types of services and benefits offered to victims of crime. However, beginning with the 2000-2001 biennium, legislative appropriations from the Fund began to exceed revenues, causing solvency concerns.

Recognizing a continued need for solvency, the 2007 Legislature enacted legislation providing increased annual revenue to the Fund. The Fund should receive the first \$10 million in revenue generated from inmate phone calls and 50 percent of any additional revenue over \$10 million from inmate phone calls. In March 2009, the Texas Department of Criminal Justice initiated a pilot program in selected facilities. Revenue has been generated from inmate phone calls during fiscal year 2010.

The 2007 Legislature also enacted legislation to provide additional funding to the Sexual Assault Program Fund for grant awards to

sexual assault programs and rape crisis centers across the state. Revenue was to come from fees charged to attend sexually oriented businesses. This legislation directed up to \$25 million per biennium to the Sexual Assault Program Fund. In March 2008, a state district judge ruled that the \$5 fee for patrons was unconstitutional. In June 2009, the Third Court of Appeals upheld that ruling, and the state filed a petition for review with the Texas Supreme Court. Oral arguments in the matter were heard before the Supreme Court in March 2010. The court has not yet rendered its decision.

In addition, the 80th Legislature enacted SB 74 creating the Address Confidentiality Program. As so directed, the Office of the Attorney General implemented the Program on June 1, 2008, for victims of family violence, stalking and sexual assault. The program provides a substitute post office box address and mail forwarding service at no cost for participants.

During the 2009 legislative session, additional measures were taken to help ensure the solvency of the Fund. Legislation was enacted allowing for the transfer of unclaimed restitution from the Compensation to Victims of Crime Auxiliary Fund to the Compensation to Victims of Crime Fund. The Legislature also authorized counties to sell unclaimed criminal trial exhibits with 50 percent of the proceeds to be deposited in the Fund.

Additionally, the 81st Legislature added new eligible reimbursements. HB2626 provides adult sexual assault victims who have not made a police report to obtain a forensic medical exam. Evidence collected is sent to the Department of Public Safety (DPS) and stored for a maximum of two years. DPS pays the medical facility for the exam and then seeks reimbursement from the Crime Victims' Compensation Program. SB808 and HB2916 provide for reimbursement of pecuniary loss arising from homicides occurring before January 1, 1980, if the identity of the victim is established by a law enforcement agency on or after January 1, 2009.

CVC Financial Summary Fiscal Year Ending August 31, 2010

RECEIPTS

Federal VOCA Grant	20,838,006.00
Federal VOCA Grant (ARRA**)	0.00
Court Fees Deposited	74,673,605.88
Restitution	1,035,801.92
Grants/Donations	211,936.69
Fees for Admin. Services	6,100,980.69
Restitution Installment Fee	9,558.84
Subrogation	920,508.02
Other Receipts	224,279.95
Total Receipts	\$104,014,677.99

DISBURSEMENTS

Benefits Paid to Victims of Crime	64,252,175.02
Benefits Paid to Victims of Crime (Fund 0494)	9,999,900.00
Benefits Paid to Victims of Crime (ARRA**)	34,298.42
Total Benefits Paid to Victims of Crime	\$74,286,373.44

Administrative Costs:

Salaries and Wages	4,473,921.11
Payroll Related Costs*	1,199,968.59
Professional Fees and Services	16,985.95
Travel	28,863.40
Materials and Supplies	90,167.88
Communications and Utilities	190,988.57
Repairs and Maintenance	25,966.13
Rentals and Leases	316,637.27
Postage and Delivery	128,425.23
Other Operating Expenses	541,120.20
Capital Outlay	3.96
Total Administrative Costs	\$7,013,048.29

Total OAG Disbursements	\$81,299,421.73
--------------------------------	------------------------

* The payroll related costs include other agency disbursements

** Funding available under the Recovery Act- CVC FY09 VOCA Victim Compensation Formula Grant Program

30

CVC Fund Appropriations

	2002-2003 Biennium	2004-2005 Biennium	2006-2007 Biennium	2008-2009 Biennium	2010-2011 Biennium
Attorney General:					
Crime Victims' Compensation	136,503,728	137,575,596			104,386,320
Appropriated Federal Match	(24,210,764)	(35,757,457)			
HB 2626: Forensic Medical Examinations	-	-			468,470
Crime Victims' Compensation:	\$112,292,964	\$101,818,139	\$138,703,928	\$119,057,666	\$104,854,790
Crime Victims' Institute (OAG):	688,522	-	-	-	-
Victim Assistance:					
Victim Coordinator/Liaison Grants	4,806,800	4,788,486	4,814,613	4,837,142	4,882,314
Statewide Victim Notification System	7,149,690	7,149,690	6,944,857	6,986,050	6,998,502
Sexual Assault and Crisis Prevention	7,318,238	13,930,604	13,499,228	13,701,466	13,586,513
Other Victim Assistance Grants	20,000,000	20,724,500	20,951,493	20,914,484	21,109,524
Children's Advocacy Centers	7,998,006	7,998,006	7,998,006	7,998,006	7,998,006
Court Appointed Special Advocates	4,000,000	6,000,000	6,000,000	6,000,000	6,000,000
Legal Services Grants	5,000,000	5,000,000	5,000,000	5,000,000	5,000,000
Sexual Assault Services Grant (TAASA)	750,000	750,000	750,000	750,000	750,000
Victim Assistance Total:	\$57,022,734	\$66,341,286	\$65,958,197	\$66,187,148	\$66,324,859
Attorney General Total:	\$170,004,220	\$168,159,425	\$204,662,125	\$185,244,814	\$171,179,649
Other Agencies:					
SHSU - Crime Victims' Institute	-	595,065	-	-	-
TDCJ - BIPP	2,500,000	2,500,000	-	-	-
TDCJ - Victim Services	2,880,664	2,965,550	2,878,636	3,041,934	3,152,350
DHS - Family Violence Shelters	30,712,664	34,693,696	-	-	-
DPRS - Foster Care & Adult Prot. Svc.	31,965,418	65,565,418	-	-	-
ERS - Peace Officer Death Benefit	-	5,479,902	5,281,927	2,563,002	4,417,880
OCA - Foster Care Courts Program	2,150,000	2,197,404	-	-	-
Other Agencies Total:	\$70,208,746	\$113,997,035	\$8,160,563	\$5,604,936	\$7,570,230
FUND 469 APPROPRIATIONS TOTAL*:	\$240,212,966	\$282,156,460	\$212,822,688	\$190,849,750	\$178,749,879

*Legislative appropriations from the Compensation to Victims' of Crime Fund (Fund 469).

SHSU = Sam Houston State University

TDCJ = Texas Department Of Criminal Justice

DHS = HHSC = Department Of Health And Human Services

DPRS = DFPRS = Department Of Family And Protective Services

ERS = Employees Retirement System

OCA = Office Of Court Administration

The Crime Victims' Compensation (CVC) Program is supported through a legislative appropriation from the Compensation to Victims of Crime Fund (the Fund). The passage of the Crime Victims' Compensation Act in 1979 reflected the Legislature's intent for the Fund -- to assist innocent victims of violent crime and to encourage greater public cooperation in the investigation and prosecution of criminals. The Fund represents public policy at its best: revenue for the Fund is collected from offenders through criminal court costs, fees and fines, while victims of violence are assisted with expenses related to the crime.

The Fund receives revenue from the following sources:

State Court Costs

CVC receives 37.6338 percent of all consolidated court costs submitted to the comptroller by local governmental entities for felony and misdemeanor convictions. The calculated amount of court costs received by type of conviction: *

- Felony Conviction = \$50.05
- Class A or B Misdemeanor Conviction = \$31.24
- Class C Misdemeanor Conviction = \$15.05

Federal VOCA Grant

The federal Victims of Crime Act (VOCA) allows the collection of fines, fees and forfeitures for federal convictions. Passed in 1984, VOCA has awarded grants to the Texas Crime Victims' Compensation Program since 1986. These grants are based on a formula that gives each state an amount equal to 60 percent of the state funds paid to victims two years prior.

Restitution

Offenders may be ordered to reimburse the Fund for compensation payments made on behalf of those they have victimized. CVC staff provides local prosecutors with information on the amount of money that has been paid so that reimbursement to the Fund can be included in restitution orders. Changes to the laws governing restitution allow for a one-time fee of \$12 to be assessed on an offender who pays restitution in installments. Half of this fee is deposited into the Fund, and the other half is retained by the local court that assessed the restitution.

A judge may require an offender to pay a one-time fee up to \$50 for misdemeanors and up to \$100 for felonies to the Fund. Prior to September 1, 2005, this fee was deposited into the General Revenue Fund.

Parolee Supervision Fee Offenders on parole for crimes that occurred after September 1, 1993, pay \$8 per month to the Fund. The state's parole officers are to be commended for their efforts to collect these fees from parolees.

Donations

Jurors are provided information about the Fund and are offered the option of donating their daily reimbursement to the Fund.

Subrogation

By statute, the Attorney General must ask that the victim or claimant reimburse the Fund for the amount paid on behalf of the victim, up to the amount of the civil award when a crime victim is awarded money in a civil suit.

*Section 133.102(a), Tx. Local Government Code

The Crime Victims' Compensation (CVC) Program is administered by the Office of the Attorney General and is dedicated to ensure that victims of violent crime are provided financial assistance for crime-related expenses that cannot be reimbursed by insurance or other sources.

State law requires that reimbursement first be sought from other sources such as health insurance, Medicaid, Medicare, auto insurance and Texas Workers' Compensation. CVC program staff assist applicants in coordinating the use of all available resources.

To be eligible a person must:

- Be a U.S. resident if the crime occurs in Texas or a Texas resident who becomes a victim in a state or country without a compensation program;
- Report the crime to a law enforcement agency within a reasonable period of time but not so late as to interfere with or hamper the investigation and prosecution of the crime; and
- File an application for CVC within three years of the date of the crime.

To qualify a person must:

- Be an innocent victim of crime who suffers physical or emotional harm or death;
- Be a dependent of a victim;
- Be an authorized individual acting on behalf of a victim;
- Assume the obligations or voluntarily pay certain expenses related to the crime on behalf of the victim;
- Be an immediate family or household member related by blood or marriage who requires counseling as a result of the crime; or
- Be a peace officer, firefighter or individual who has a duty to protect the public and who is injured as a result of violent crime.

Benefits

Claims may be approved for benefits up to a total of \$50,000 for a crime that occurred on or after September 1, 1997. Individuals who suffer total and permanent disability as a result of the crime may qualify for an additional \$75,000, which may be used for specific and limited expenses, such as lost wages, prosthetics, rehabilitation or making a home accessible.

Financial assistance may be limited or unavailable depending on laws in effect when the crime occurred and is dependent upon the applicant providing necessary and required documentation.

Benefits may be awarded for:

- Medical, hospital, physical therapy or nursing care
- Psychiatric care or counseling
- One-time relocation assistance for a victim of family violence or a victim of sexual assault who is assaulted in his/her place of residence
- Loss of support
- Loss of earnings and travel expense reimbursement for participation in or for attendance at investigative, prosecutorial or judicial proceedings; to seek medical treatment or counseling; or to attend the funeral of a deceased victim (bereavement leave)
- Funeral and burial expenses
- Care of a child or dependent
- Crime scene clean-up
- Items seized by law enforcement
- Attorney fees

Applying for compensation

Every law enforcement agency and prosecutor's office in Texas is mandated to provide victims of crime with information about the Crime Victims' Compensation Program. Applications are also available at hospitals and non-profit agencies that work with crime victims.

Applications in English and Spanish can be obtained directly from the Crime Victims' Compensation Program. CVC staff are available to help victims and their families access this program.

Applications and information in English and Spanish are also available on the OAG website at www.texasattorneygeneral.gov.

To contact the Crime Victim Services Division, call: (800) 983-9933 or write:

**Office of the Attorney General
Crime Victim Services Division
P. O. Box 12198
Austin, Tx 78711-2198**

30

CVC Activity Summary

37,801 applications were received in Fiscal Year 2010

29,464 applications were filed by victims of crime

8,337 applications were filed by law enforcement agencies for sexual assault exam reimbursements

27,661 victim applications were reviewed for eligibility

20,374 applications were approved

7,287 applications were denied

73.66 percent of all reviewed applications were approved

23,416 Total applications were awarded benefits

15,234 victim applications were awarded benefits

\$4,709 was the average amount awarded per victim application

8,182 sexual assault exam reimbursements were made

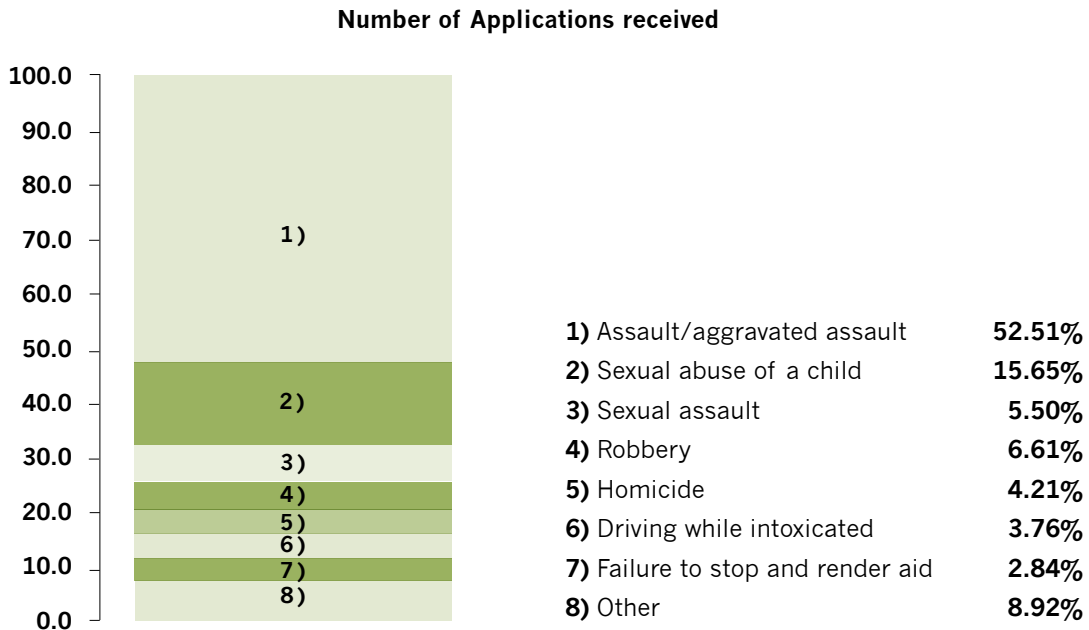
\$463 was the average amount awarded per sexual assault exam reimbursement

The total number of applications approved, reviewed or denied may not equal the number of applications received. For example, claims received in the latter part of August 2010 may not be reviewed or approved until September 2010 (the first month of Fiscal Year 2011) and therefore would be included in next year's report. The same explanation applies to award payments, which in some cases may extend over several years.

30

Applications By Type of Crime

Type of Crime	Applications	Percent
Assault/aggravated assault	15,473	52.51%
Sexual abuse of a child	4,611	15.65%
Sexual assault	1,621	5.50%
Robbery	1,949	6.61%
Homicide	1,239	4.21%
Driving while intoxicated	1,108	3.76%
Failure to stop and render aid	836	2.84%
Other		
Physical abuse of a child	489	1.66%
Stalking	340	1.15%
Vehicular manslaughter	142	0.48%
Vehicular assault	262	0.89%
Criminally negligent homicide	78	0.26%
Kidnapping	127	0.43%
Physical abuse of elderly	77	0.26%
Human trafficking	5	0.02%
Arson	19	0.06%
Unknown/other crime	1,088	3.69%
Total	29,464	100.00%



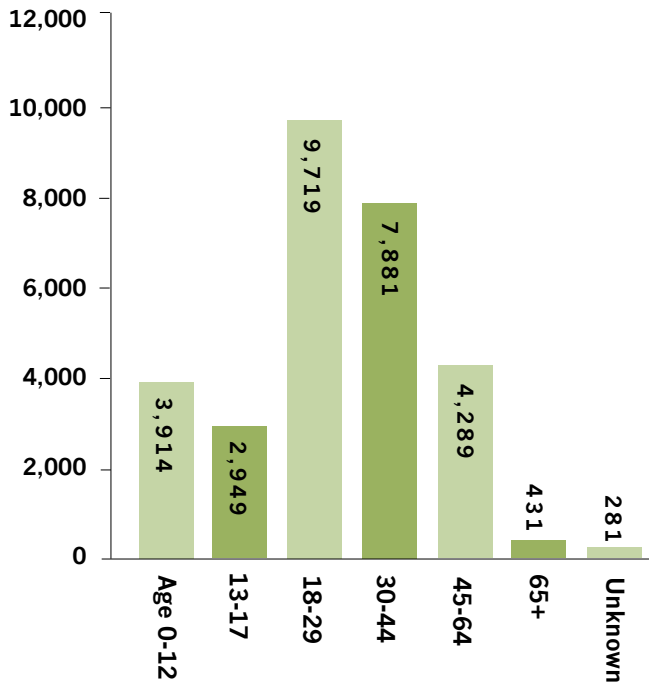
Numbers exclude sexual assault exam reimbursement applications sent by law enforcement agencies.

30

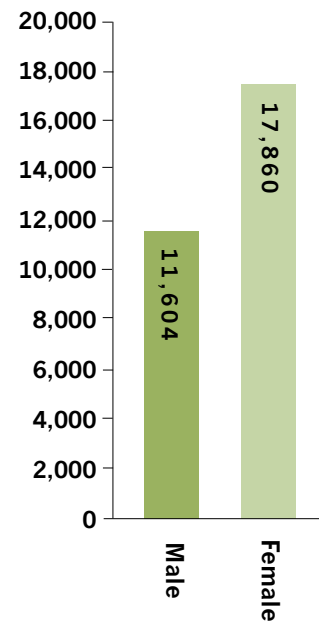
Applications By Age & Gender

Age	Total	Male	Female	Percent
0-12	3,914	1,089	2,825	13.28%
13-17	2,949	860	2,089	10.01%
18-29	9,719	4,212	5,507	32.99%
30-44	7,881	3,050	4,831	26.75%
45-64	4,289	2,078	2,211	14.56%
Over 65	431	212	219	1.46%
Unknown	281	103	178	0.95%
Total	29,464	11,604	17,860	100.00%

Applications Received by Age



Applications Received by Gender



Numbers exclude sexual assault exam reimbursement applications sent by law enforcement agencies.

Benefits for crimes occurring before September 1, 1997, have a \$25,000 maximum. For crimes occurring on or after September 1, 1997, awards on any one claim may not exceed \$50,000 unless the victim has a qualifying catastrophic injury. These benefits and additional ones are detailed below.

Awards may be made in the following categories for necessary expenses related to the crime, up to the appropriate maximum:

Attorney Fees may be paid for legal services related to the Crime Victims' Compensation process. Attorney fees are paid only if the victim is awarded compensation. Those fees are limited to the lesser of \$300 or 25 percent of awarded benefits. If the claim is appealed, the attorney may be entitled to 25 percent of the amount obtained by the attorney's assistance.

Bereavement Leave is available for crimes occurring on or after September 1, 2003, to immediate family or household members of the deceased victim for up to 10 days of lost wages with a maximum of \$1,000.

Catastrophic Injuries are those that create a total or permanent disability for the victim. An additional award of \$25,000 (for crimes occurring before September 1, 1997), \$50,000 (for crimes occurring September 1, 1997, to August 31, 2001), or \$75,000 (for crimes occurring on or after September 1, 2001) may be used to pay for items that directly assist a victim. Direct assistance includes: lost wages, making a home or vehicle accessible, job training and vocational rehabilitation, home health care or training in the use of special appliances.

Child/Dependent Care expenses may be covered as a new expense directly resulting from the crime. Pre-existing child care costs are not reimbursable. For crimes occurring on or after May 8, 2005, child care benefits for dependent(s) of a surviving victim may be limited to a maximum of 90 days. The award is calculated at the actual cost of care not to exceed \$100 per week per dependent or minor child; must be provided by a licensed day care provider; and is limited to children 14 years old and younger.

Crime Scene Clean-Up costs must relate to the removal of crime scene elements that may cause further trauma to the victim or family members. This reimbursement is limited to \$750 for crimes committed on or after September 1, 1995.

Emergency awards may be requested if a victim or claimant would suffer undue harm or hardship if an award is not expedited. The award limit is \$1,500 and is deducted from any future awards.

Evidence Replacement awards may be made to replace items that have been seized by law enforcement for use in the investigation or prosecution of a case or for items seized and damaged during evidence collection. The maximum reimbursement award for this expense is limited to \$750 for crimes committed on or after September 1, 1995.

Funeral And Burial expenses include reimbursement for professional burial services, flowers, caskets, urns and grave markers. The maximum award for these costs is \$4,500. Costs for transporting the body to another state or country can be awarded in addition to the \$4,500 maximum.

Loss of Support benefits are available to dependents of homicide victims. The maximum benefit is \$500 per week calculated from the victim's salary and may be paid on an ongoing basis until benefits are exhausted. Loss of support is also available to dependents of surviving victims (usually in family violence cases) for 90 days with the same maximum benefit of \$500 per week.

Lost Wages may be paid to a victim who is unable to work as a result of physical or mental injuries related to the crime. Lost wages may also be awarded when a victim misses time from work to seek medical treatments for crime-related injuries or when the victim and/or claimant takes part in the criminal justice process (other than subpoenaed testimony). The award maximum is \$500 per week.

Medical expense benefits related to the crime are calculated using statutory guidelines. Benefits may be paid for hospitals, doctors, ambulance services, prescriptions, dental work, nursing homes and medical appliances such as wheelchairs and prosthetics.

Mental Health Care in the form of outpatient therapy from a licensed provider is available up to a \$3,000 maximum. Approved inpatient hospital treatment for the victim is available for a maximum of 30 days at a rate of \$600 per day. CVC pre-authorization may be required for either benefit.

Rental and Relocation expenses are available as a one-time award up to \$3,800. This benefit provides victims of family violence and victims of sexual assault (in their residence) with funds to pay for moving expenses, utility deposits, moving vans and rent.

Travel expenses may be reimbursed for costs related to seeking medical treatment or counseling and for costs associated with the victim's or claimant's participation in investigative, prosecutorial, judicial or post adjudication proceedings. Mileage is covered for travel over 20 miles one way. The actual costs for commercial transportation, food and lodging are paid for travel over 60 miles one way. Additionally, expenses for travel to the funeral or memorial of a victim (who died as a result of criminally injurious conduct committed on or after September 1, 2003) may be paid for certain family or household members.

30

CVC Payments By Benefit

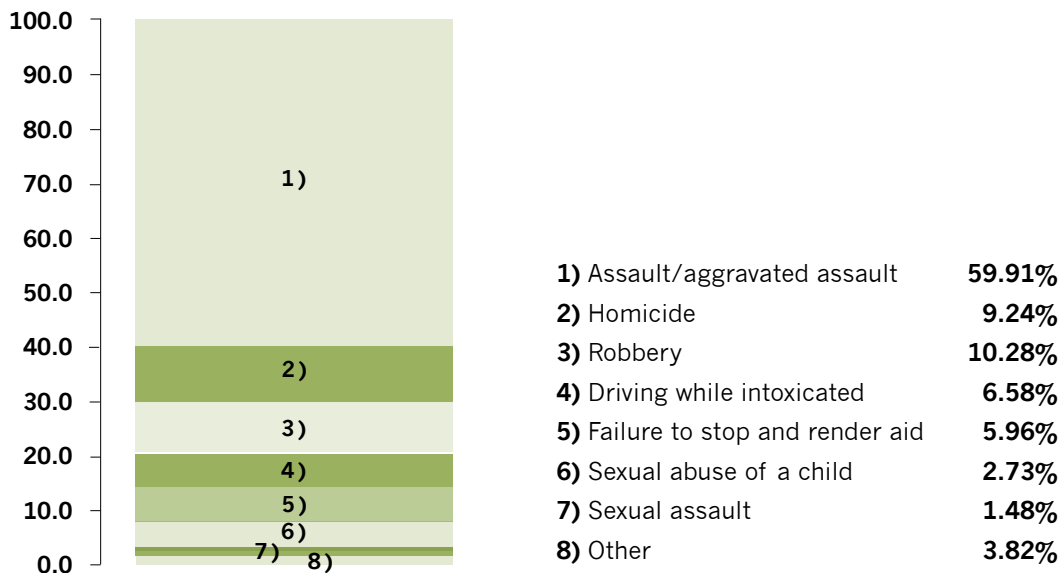
Crime Victims' Compensation Payments	FY 2010 Amount	% of Total
Payments for Victims of Crime:		
Medical:		
Acute care hospital	36,691,977.74	48.58%
Physician fees	7,371,781.04	9.76%
EMS services	1,783,155.26	2.36%
Dental	1,384,057.25	1.83%
Mental health counseling	1,037,599.54	1.37%
Rehabilitation/physical therapy	854,772.52	1.13%
Healthcare supplies	533,239.25	0.71%
Accommodation services	298,013.30	0.39%
Prescriptions	293,629.21	0.39%
Psychiatric hospital	189,700.19	0.25%
Nursing care	24,990.90	0.03%
Medical report	4,471.13	0.01%
Total medical payments:	\$50,467,387.33	66.81%
Non-Medical:		
Loss of wages	6,728,756.52	8.91%
Relocation	5,122,113.10	6.78%
Funeral expenses	5,062,019.09	6.70%
Loss of support	2,688,607.29	3.56%
Travel	757,649.99	1.00%
Child care	626,799.96	0.83%
Disabled peace officer	204,952.08	0.27%
Crime scene cleanup	35,808.06	0.05%
Evidence Replacement costs	32,822.72	0.04%
Attorneys fees	9,371.46	0.01%
Emergency awards	6,058.92	0.01%
Total non-medical payments:	\$21,274,959.19	28.16%
Total payments for victims of crime:	<u>\$71,742,346.52</u>	<u>94.97%</u>
Payments to Law Enforcement Agencies:		
Sexual Assault Exam Reimbursements:	\$3,788,402.10	5.03%
Total payments to law enforcement agencies:	\$3,788,402.10	5.03%
Crime Victims' Compensation Totals:	\$75,530,748.62	100.00%

Amounts may vary from financial summary on page 3 which includes cancelled warrants and refunds.

30

CVC Payments By Type of Crime

Type of Crime	Number	Amount	Percent
Assault/aggravated assault	8,673	\$42,982,972.70	59.91%
Homicide	1,362	\$6,629,456.61	9.24%
Robbery	1,227	\$7,376,521.08	10.28%
Driving while intoxicated	566	\$4,718,981.97	6.58%
Failure to stop and render aid	618	\$4,273,239.12	5.96%
Sexual abuse of a child	1,486	\$1,958,350.96	2.73%
Sexual assault	648	\$1,064,436.25	1.48%
Other			
Vehicular manslaughter	133	\$709,484.56	0.99%
Vehicular assault	137	\$1,018,899.40	1.42%
Criminally negligent homicide	48	\$209,265.10	0.29%
Physical abuse of a child	150	\$287,229.18	0.40%
Stalking	99	\$228,806.42	0.32%
Kidnapping	46	\$120,420.54	0.17%
Arson	7	\$35,427.25	0.05%
Physical abuse of elderly	19	\$17,941.71	0.03%
Other miscellaneous crime	15	\$110,913.67	0.15%
Total	15,234	\$71,742,346.52	100.00%

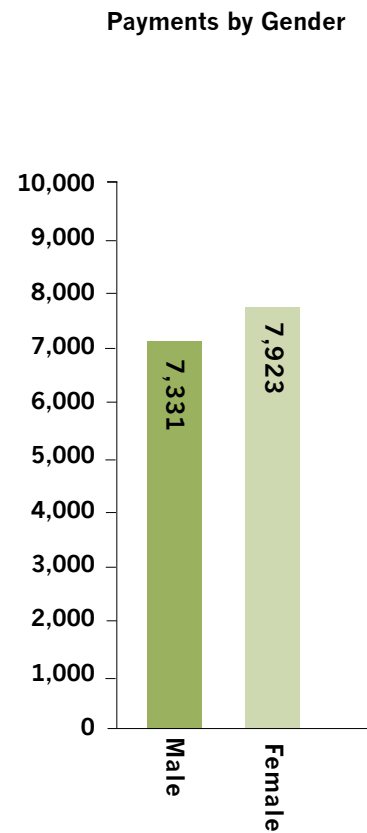
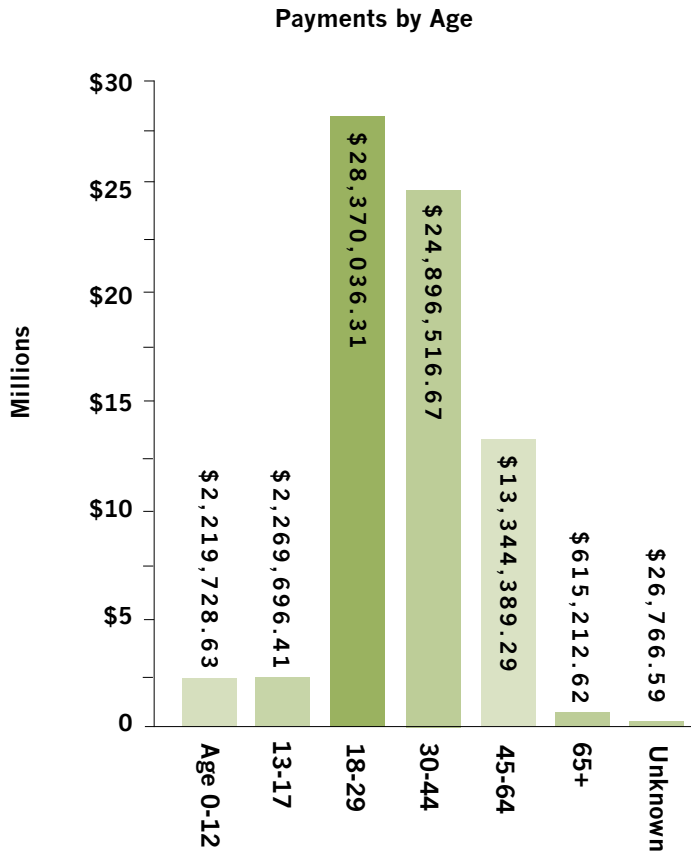


Excludes sexual assault exam reimbursement applications sent by law enforcement agencies.
 Amounts vary from financial summary on page 3 due to cancelled warrants and refunds.

30

CVC Payments By Age & Gender

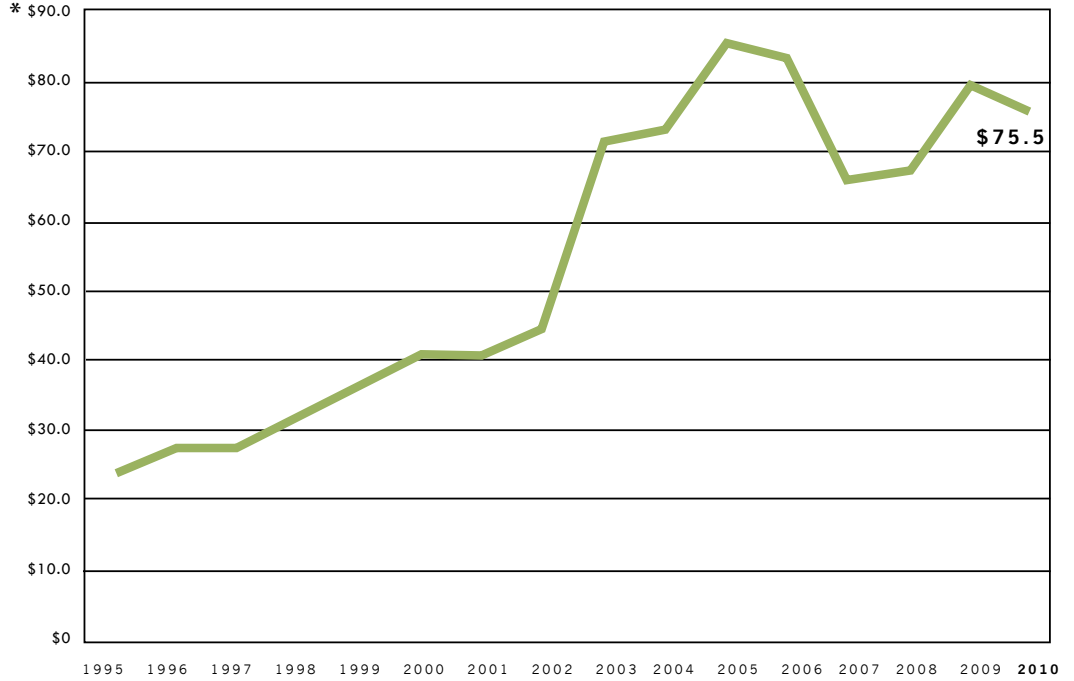
Age	Total	Male	Female	Amount	Percent
0-12	1,353	374	979	\$2,219,728.63	3.09%
13-17	1,136	432	704	\$2,269,696.41	3.16%
18-29	5,309	2,829	2,480	\$28,370,036.31	39.54%
30-44	4,654	2,147	2,507	\$24,896,516.67	34.70%
45-64	2,545	1,401	1,144	\$13,344,389.29	18.60%
Over 65	227	123	104	\$615,212.62	0.86%
Unknown	10	5	5	\$26,766.59	0.05%
Total	15,234	7,311	7,923	\$71,742,346.52	100.00%



Excludes sexual assault exam reimbursement applications sent by law enforcement agencies.
 Amounts vary from financial summary on page 3 due to cancelled warrants and refunds.

CVC Annual Payout Summary

Fiscal Year	Total Paid *
1980	\$0.4
1981	\$1.0
1982	\$0.9
1983	\$1.2
1984	\$3.2
1985	\$7.1
1986	\$8.9
1987	\$17.4
1988	\$17.4
1989	\$20.4
1990	\$22.2
1991	\$23.7
1992	\$25.4
1993	\$29.2
1994	\$25.0
1995	\$24.5
1996	\$28.0
1997	\$28.3
1998	\$32.7
1999	\$37.5
2000	\$41.2
2001	\$41.2
2002	\$44.9
2003	\$71.0
2004	\$72.8
2005	\$85.0
2006	\$83.1
2007	\$65.6
2008	\$66.7
2009	\$78.8
2010	\$75.5



*Dollar amount
in millions

CVC Activity Summary by County

The tables on the following pages show Crime Victims' Compensation activity by county. The total number of applications approved and denied may not equal the number of applications received because some claims received in prior years were approved or denied this year. Similarly, some claims received near the end of this year will be determined in Fiscal Year 2011.

Received - the number of applications received from victims for crimes occurring in the county

Approved - the number of applications from victims ruled to be eligible for an award

Denied - the number of applications from victims denied for cause (for example, crime cannot be substantiated, losses not covered by statute, lack of cooperation with law enforcement)

Victim Amount - the amount of crime victims' compensation paid to applicants who were victimized in the applicable Texas county

SAE Received - the number of sexual assault exam reimbursement requests received from law enforcement agencies

SAE Payments - the amount reimbursed to law enforcement agencies for sexual assault exam expenses

Contributed - the amount of court costs and fees collected and paid by the county into the compensation to victims of crime fund (totals provided by the Texas Comptroller of Public Accounts)

Total Paid - the total amount of the crime victims' compensation paid to victims, claimants and law enforcement agencies in FY 2010 for that county

30

CVC Activity Summary by County

COUNTY	RECEIVED	APPROVED	DENIED	VICTIM AMOUNT	SAE RECEIVED	SAE PAYMENTS	CONTRIBUTED	TOTAL PAID
ANDERSON	40	28	8	\$194,435.76	17	\$9,737.29	\$74,741.16	\$204,173.05
ANDREWS	16	11	4	\$96,503.65	1	\$4,156.93	\$41,320.95	\$100,660.58
ANGELINA	110	68	35	\$293,498.48	46	\$23,357.37	\$123,352.27	\$316,855.85
ARANSAS	15	11	2	\$23,944.39	8	\$2,414.12	\$61,713.28	\$26,358.51
ARCHER	1	0	2	\$4,778.06	0	\$0	\$21,689.91	\$4,778.06
ARMSTRONG	3	3	0	\$3,121.25	7	\$2,040.00	\$32,385.09	\$5,161.25
ATASCOSA	47	39	8	\$58,553.35	3	\$585.00	\$64,239.57	\$59,138.35
AUSTIN	30	23	4	\$92,888.71	4	\$2,257.00	\$105,025.17	\$95,145.71
BAILEY	4	3	1	\$82.97	0	\$0	\$14,942.13	\$82.97
BANDERA	16	12	2	\$20,748.41	6	\$2,107.50	\$29,254.79	\$22,855.91
BASTROP	67	49	13	\$198,546.71	40	\$16,978.00	\$88,778.23	\$215,524.71
BAYLOR	2	1	0	\$0	0	\$0	\$12,961.56	\$0
BEE	27	14	7	\$114,251.18	12	\$4,754.60	\$39,701.42	\$119,005.78
BELL	392	290	88	\$674,155.95	204	\$126,218.00	\$352,623.07	\$800,373.95
BEXAR	2,035	1,126	773	\$4,323,272.03	588	\$143,991.25	\$1,220,150.73	\$4,467,263.28
BLANCO	5	2	2	\$10,772.45	0	\$0	\$31,292.76	\$10,772.45
BORDEN	0	0	0	\$0	0	\$0	\$2,626.31	\$0
BOSQUE	18	15	3	\$26,862.13	4	\$1,862.07	\$31,217.96	\$28,724.20
BOWIE	130	69	53	\$117,868.94	20	\$5,028.00	\$93,684.40	\$122,896.94
BRAZORIA	281	193	50	\$722,897.22	58	\$31,914.45	\$372,523.66	\$754,811.67
BRAZOS	164	99	40	\$286,363.50	31	\$10,071.54	\$247,799.90	\$296,435.04
BREWSTER	16	9	3	\$74,862.86	0	\$0	\$33,896.18	\$74,862.86
BRISCOE	3	3	0	\$0	0	\$0	\$4,800.11	\$0
BROOKS	12	7	4	\$56,353.32	0	\$0	\$73,450.82	\$56,353.32
BROWN	50	35	6	\$48,206.13	11	\$2,651.00	\$53,330.43	\$50,857.13
BURLESON	11	8	1	\$49,999.39	6	\$1,701.00	\$52,138.52	\$51,700.39
BURNET	43	35	7	\$144,247.54	19	\$5,594.75	\$59,524.62	\$149,842.29
CALDWELL	61	51	9	\$201,504.71	4	\$2,285.50	\$71,107.18	\$203,790.21
CALHOUN	17	13	2	\$25,389.35	6	\$2,505.58	\$46,960.69	\$27,894.93
CALLAHAN	17	12	5	\$55,327.75	0	\$0	\$40,537.51	\$55,327.75
CAMERON	394	277	99	\$800,619.21	18	\$8,007.00	\$426,062.72	\$808,626.21
CAMP	9	8	1	\$7,995.36	5	\$2,737.00	\$22,220.06	\$10,732.36
CARSON	6	4	1	\$6,793.50	0	\$0	\$44,417.83	\$6,793.50
CASS	39	26	11	\$32,655.75	6	\$1,445.00	\$57,251.86	\$34,100.75
CASTRO	5	6	0	\$4,583.52	2	\$626.00	\$13,751.35	\$5,209.52
CHAMBERS	21	16	4	\$74,595.63	6	\$3,530.00	\$113,264.27	\$78,125.63
CHEROKEE	20	15	7	\$80,383.80	10	\$5,861.60	\$61,403.23	\$86,245.40
CHILDRESS	4	4	1	\$1,582.19	3	\$1,008.87	\$63,596.71	\$2,591.06
CLAY	9	6	3	\$4,138.44	0	\$0	\$30,819.28	\$4,138.44
COCHRAN	2	1	1	\$0	0	\$0	\$9,172.29	\$0
COKE	3	2	1	\$579.21	0	\$0	\$15,903.06	\$579.21
COLEMAN	6	5	0	\$19,868.85	0	\$0	\$10,208.96	\$19,868.85
COLLIN	293	204	65	\$663,073.60	121	\$50,301.22	\$455,928.25	\$713,374.82

30

CVC Activity Summary by County

COUNTY	RECEIVED	APPROVED	DENIED	VICTIM AMOUNT	SAE RECEIVED	SAE PAYMENTS	CONTRIBUTED	TOTAL PAID
COLLINGSWORTH	6	4	1	\$8,341.48	3	\$1,374.55	\$8,171.79	\$9,716.03
COLORADO	15	16	3	\$67,165.44	4	\$1,376.00	\$104,149.73	\$68,541.44
COMAL	67	41	19	\$148,290.53	32	\$14,022.00	\$163,303.45	\$162,312.53
COMANCHE	14	12	1	\$17,476.75	4	\$2,207.50	\$25,226.84	\$19,684.25
CONCHO	3	3	1	\$11,190.29	0	\$0	\$28,416.57	\$11,190.29
COOKE	45	33	12	\$87,320.62	11	\$4,361.00	\$91,808.97	\$91,681.62
CORYELL	92	70	17	\$139,066.94	36	\$17,399.08	\$45,617.78	\$156,466.02
COTTLE	1	0	1	\$0	0	\$0	\$11,081.19	\$0
CRANE	4	4	1	\$8,398.24	2	\$636.56	\$12,715.66	\$9,034.80
CROCKETT	3	2	0	\$0	0	\$0	\$70,906.13	\$0
CROSBY	2	1	1	\$19,854.36	0	\$0	\$10,392.99	\$19,854.36
CULBERSON	2	2	1	\$40,210.13	0	\$0	\$32,020.50	\$40,210.13
DALLAM	17	6	5	\$16,105.21	0	\$0	\$17,210.73	\$16,105.21
DALLAS	3,052	2,034	723	\$9,637,293.15	830	\$200,160.93	\$2,647,349.76	\$9,837,454.08
DAWSON	15	13	1	\$17,926.48	3	\$1,013.50	\$22,567.28	\$18,939.98
DEAF SMITH	14	10	3	\$20,065.43	18	\$5,420.00	\$53,683.61	\$25,485.43
DELTA	6	4	2	\$1,692.64	0	\$0	\$23,691.72	\$1,692.64
DENTON	419	298	110	\$890,915.03	134	\$55,069.00	\$414,319.49	\$945,984.03
DEWITT	15	11	1	\$25,426.13	1	\$569.25	\$38,023.81	\$25,995.38
DICKENS	1	0	0	\$0	0	\$0	\$18,063.22	\$0
DIMITT	22	12	6	\$68,784.29	0	\$0	\$20,657.45	\$68,784.29
DONLEY	8	6	0	\$4,098.97	8	\$3,033.04	\$41,212.32	\$7,132.01
DUVAL	25	15	5	\$42,462.54	0	\$0	\$18,228.92	\$42,462.54
EASTLAND	14	10	3	\$23,867.25	0	\$0	\$45,864.63	\$23,867.25
ECTOR	181	111	37	\$348,922.16	78	\$39,859.86	\$182,318.50	\$388,782.02
EDWARDS	1	1	1	\$2,377.63	0	\$0	\$18,112.14	\$2,377.63
ELLIS	86	66	15	\$273,260.34	17	\$7,802.56	\$509,045.55	\$281,062.90
EL PASO	1,817	1,333	452	\$2,876,307.73	0	\$0	\$150,974.60	\$2,876,307.73
ERATH	36	26	4	\$79,495.27	13	\$5,448.50	\$58,592.83	\$84,943.77
FALLS	13	13	2	\$22,665.63	6	\$3,498.00	\$53,600.09	\$26,163.63
FANNIN	31	19	6	\$63,498.54	11	\$4,174.00	\$41,732.17	\$67,672.54
FAYETTE	7	5	0	\$7,676.55	3	\$1,195.00	\$108,002.69	\$8,871.55
FISHER	3	3	0	\$38,076.89	0	\$0	\$10,853.41	\$38,076.89
FLOYD	3	2	0	\$0	0	\$0	\$5,776.91	\$0
FOARD	3	2	0	\$220.93	0	\$0	\$2,057.66	\$220.93
FORT BEND	357	270	71	\$845,221.47	99	\$56,247.54	\$369,741.73	\$901,469.01
FRANKLIN	12	8	3	\$17,146.11	12	\$6,496.00	\$33,544.59	\$23,642.11
FREESTONE	4	3	1	\$3,921.70	3	\$1,611.00	\$77,450.29	\$5,532.70
FRIO	15	7	7	\$28,788.00	1	\$309.00	\$76,274.27	\$29,097.00
GAINES	2	1	1	\$2,184.06	3	\$1,541.00	\$29,224.84	\$3,725.06
GALVESTON	440	294	83	\$1,033,592.12	73	\$40,975.52	\$332,238.29	\$1,074,567.64
GARZA	10	9	0	\$16,556.64	0	\$0	\$17,374.16	\$16,556.64

30

CVC Activity Summary by County

COUNTY	RECEIVED	APPROVED	DENIED	VICTIM AMOUNT	SAE RECEIVED	SAE PAYMENTS	CONTRIBUTED	TOTAL PAID
GILLESPIE	15	10	3	\$24,007.45	2	\$390.00	\$57,291.52	\$24,397.45
GLASSCOCK	1	1	0	\$2,624.31	0	\$0	\$14,759.40	\$2,624.31
GOLIAD	4	2	2	\$12,260.41	2	\$1,202.58	\$49,929.30	\$13,462.99
GONZALES	14	13	1	\$78,056.50	9	\$4,497.00	\$102,410.88	\$82,553.50
GRAY	36	26	11	\$79,665.40	19	\$5,108.38	\$35,965.36	\$84,773.78
GRAYSON	89	67	14	\$200,065.80	30	\$12,191.89	\$173,660.23	\$212,257.69
GREGG	149	103	25	\$558,719.56	36	\$19,231.00	\$152,190.23	\$577,950.56
GRIMES	16	11	5	\$67,458.86	9	\$2,519.00	\$64,417.88	\$69,977.86
GUADALUPE	101	65	28	\$223,679.47	39	\$21,503.65	\$171,055.71	\$245,183.12
HALE	28	20	8	\$19,853.76	14	\$3,383.55	\$66,536.38	\$23,237.31
HALL	4	4	0	\$1,051.84	0	\$0	\$39,379.26	\$1,051.84
HAMILTON	5	3	3	\$54,690.82	0	\$0	\$23,735.88	\$54,690.82
HANSFORD	3	3	0	\$12,925.51	0	\$0	\$5,772.33	\$12,925.51
HARDEMAN	5	4	0	\$483.89	2	\$968.00	\$36,589.07	\$1,451.89
HARDIN	67	60	6	\$157,846.99	19	\$12,968.00	\$41,594.69	\$170,814.99
HARRIS	4,962	3,501	1,183	\$15,728,892.89	1,054	\$455,557.04	\$2,989,781.52	\$16,184,449.93
HARRISON	50	31	18	\$180,980.32	35	\$17,641.00	\$168,647.06	\$198,621.32
HARTLEY	1	1	0	\$2,036.36	0	\$0	\$31,150.94	\$2,036.36
HASKELL	2	0	1	\$1,047.95	0	\$0	\$15,821.37	\$1,047.95
HAYS	164	124	34	\$230,654.77	39	\$19,119.50	\$219,222.33	\$249,774.27
HEMPHILL	4	5	0	\$2,919.24	0	\$0	\$18,260.15	\$2,919.24
HENDERSON	47	29	10	\$180,864.06	20	\$9,019.00	\$101,300.56	\$189,883.06
HIDALGO	1,325	974	323	\$2,720,369.64	260	\$139,623.00	\$635,843.55	\$2,859,992.64
HILL	22	23	1	\$56,510.26	14	\$7,411.38	\$87,107.62	\$63,921.64
HOCKLEY	8	6	2	\$15,316.83	4	\$1,724.00	\$55,975.66	\$17,040.83
HOOD	35	21	11	\$102,325.64	33	\$17,846.00	\$93,573.17	\$120,171.64
HOPKINS	41	25	6	\$35,310.39	15	\$6,797.00	\$63,426.20	\$42,107.39
HOUSTON	20	13	6	\$47,510.72	9	\$4,093.79	\$31,227.51	\$51,604.51
HOWARD	35	25	7	\$99,115.05	19	\$11,821.00	\$57,090.11	\$110,936.05
HUDSPETH	1	0	0	\$0	0	\$0	\$47,955.25	\$0
HUNT	80	54	26	\$293,540.58	38	\$15,285.55	\$146,655.32	\$308,826.13
HUTCHINSON	30	20	11	\$60,794.06	24	\$8,321.45	\$21,843.00	\$69,115.51
IRION	1	1	0	\$0	0	\$0	\$12,283.96	\$0
JACK	8	4	4	\$3,000.00	1	\$666.50	\$23,269.85	\$3,666.50
JACKSON	11	7	3	\$53,150.97	3	\$966.00	\$45,750.98	\$54,116.97
JASPER	24	17	4	\$62,322.61	25	\$16,129.00	\$94,820.33	\$78,451.61
JEFF DAVIS	2	3	1	\$9,563.75	0	\$0	\$10,927.31	\$9,563.75
JEFFERSON	328	235	88	\$1,160,655.38	167	\$111,644.00	\$229,898.17	\$1,272,299.38
JIM HOGG	11	7	1	\$19,536.81	1	\$495.00	\$17,210.34	\$20,031.81
JIM WELLS	29	21	8	\$80,309.64	0	\$0	\$58,481.18	\$80,309.64
JOHNSON	81	54	14	\$211,906.79	83	\$47,477.62	\$217,951.16	\$259,384.41
JONES	15	9	2	\$28,076.12	1	\$250.00	\$21,923.84	\$28,326.12
KARNES	11	6	3	\$5,276.41	2	\$1,082.00	\$26,971.94	\$6,358.41

30

CVC Activity Summary by County

COUNTY	RECEIVED	APPROVED	DENIED	VICTIM AMOUNT	SAE RECEIVED	SAE PAYMENTS	CONTRIBUTED	TOTAL PAID
KAUFMAN	88	61	20	\$225,785.48	32	\$15,669.00	\$165,068.88	\$241,454.48
KENDALL	11	8	1	\$67,540.26	7	\$1,767.25	\$38,827.04	\$69,307.51
KENEDY	0	0	0	\$0	0	\$0	\$56,399.67	\$0
KENT	0	0	0	\$0	0	\$0	\$1,473.94	\$0
KERR	52	46	8	\$165,941.33	9	\$4,753.87	\$79,675.24	\$170,695.20
KIMBLE	2	2	0	\$7,534.56	1	\$601.50	\$102,050.24	\$8,136.06
KING	1	1	0	\$3,417.24	0	\$0	\$4,830.87	\$3,417.24
KINNEY	3	2	0	\$1,171.74	0	\$0	\$29,541.52	\$1,171.74
KLEBERG	41	23	17	\$71,567.65	6	\$1,699.47	\$110,753.43	\$73,267.12
KNOX	2	1	0	\$9,218.97	0	\$0	\$9,211.50	\$9,218.97
LAMAR	49	44	3	\$168,167.10	40	\$16,288.56	\$58,040.07	\$184,455.66
LAMB	11	9	2	\$9,294.75	4	\$2,532.00	\$57,121.78	\$11,826.75
LAMPASAS	8	4	1	\$23,316.46	1	\$366.00	\$18,815.78	\$23,682.46
LA SALLE	3	1	1	\$47,368.14	0	\$0	\$41,939.52	\$47,368.14
LAVACA	11	5	5	\$15,081.50	8	\$4,493.73	\$24,933.77	\$19,575.23
LEE	11	12	1	\$45,912.31	1	\$700.00	\$51,299.09	\$46,612.31
LEON	11	9	0	\$45,929.78	2	\$1,283.00	\$68,542.41	\$47,212.78
LIBERTY	65	37	22	\$327,547.20	30	\$18,004.17	\$122,856.89	\$345,551.37
LIMESTONE	28	22	5	\$38,159.15	9	\$4,866.00	\$8,213.55	\$43,025.15
LIPSCOMB	3	4	0	\$892.72	0	\$0	\$12,518.78	\$892.72
LIVE OAK	5	4	1	\$15,583.08	1	\$195.00	\$90,445.39	\$15,778.08
LLANO	20	18	4	\$99,897.94	0	\$0	\$48,542.90	\$99,897.94
LOVING	0	0	0	\$0	0	\$0	\$2,623.19	\$0
LUBBOCK	300	209	69	\$680,754.58	215	\$129,544.97	\$219,250.70	\$810,299.55
LYNN	4	5	0	\$303.27	1	\$553.00	\$29,623.88	\$856.27
MADISON	13	10	2	\$3,156.20	0	\$0	\$31,545.90	\$3,156.20
MARION	10	8	1	\$12,243.40	3	\$1,677.00	\$24,835.62	\$13,920.40
MARTIN	6	3	3	\$4,007.76	0	\$0	\$24,199.64	\$4,007.76
MASON	0	0	0	\$0	0	\$0	\$15,657.96	\$0
MATAGORDA	55	39	11	\$73,383.75	8	\$4,492.97	\$45,325.86	\$77,876.72
MAVERICK	28	15	12	\$89,676.99	0	\$0	\$83,963.20	\$89,676.99
MCCULLOCH	1	0	1	\$4,063.78	0	\$0	\$24,238.64	\$4,063.78
MCLENNAN	286	193	76	\$532,473.48	163	\$85,192.50	\$236,745.00	\$617,665.98
MCMULLEN	0	0	0	\$0	0	\$0	\$17,337.69	\$0
MEDINA	41	25	11	\$68,310.47	0	\$0	\$126,379.35	\$68,310.47
MENARD	5	4	1	\$45,317.58	1	\$343.71	\$26,835.30	\$45,661.29
MIDLAND	95	80	12	\$66,887.60	90	\$54,714.00	\$182,028.07	\$121,601.60
MILAM	13	13	0	\$102,380.63	5	\$1,412.00	\$96,552.43	\$103,792.63
MILLS	2	2	0	\$4,996.38	0	\$0	\$16,177.43	\$4,996.38
MITCHELL	11	8	2	\$5,132.10	4	\$1,939.00	\$36,976.86	\$7,071.10
MONTAGUE	10	7	4	\$19,979.02	2	\$1,228.00	\$45,738.62	\$21,207.02
MONTGOMERY	264	188	53	\$752,540.31	175	\$101,866.09	\$692,781.27	\$854,406.40
MOORE	25	21	2	\$42,401.47	29	\$11,487.91	\$35,887.14	\$53,889.38
MORRIS	17	11	5	\$19,730.11	4	\$2,068.00	\$19,556.87	\$21,798.11

30

CVC Activity Summary by County

COUNTY	RECEIVED	APPROVED	DENIED	VICTIM AMOUNT	SAE RECEIVED	SAE PAYMENTS	CONTRIBUTED	TOTAL PAID
MOTLEY	0	0	0	\$0	0	\$0	\$5,501.08	\$0
NACOGDOCHES	56	40	15	\$153,058.65	8	\$4,526.95	\$165,918.64	\$157,585.60
NAVARRO	88	67	15	\$169,682.57	1	\$250.00	\$115,740.55	\$169,932.57
NEWTON	10	8	2	\$14,145.29	2	\$1,342.00	\$33,423.73	\$15,487.29
NOLAN	29	25	3	\$107,371.99	0	\$0	\$65,638.05	\$107,371.99
NUECES	783	553	190	\$1,461,498.59	219	\$103,631.73	\$283,576.47	\$1,565,130.32
OCHILTREE	6	5	1	\$15,713.95	0	\$0	\$32,254.05	\$15,713.95
OLDHAM	2	2	0	\$429.80	0	\$0	\$31,451.99	\$429.80
ORANGE	58	41	15	\$257,902.20	62	\$36,556.71	\$120,325.66	\$294,458.91
PALO PINTO	26	18	4	\$54,821.09	2	\$1,055.00	\$90,935.48	\$55,876.09
PANOLA	26	16	5	\$15,784.48	0	\$0	\$40,515.99	\$15,784.48
PARKER	90	61	15	\$99,638.71	36	\$18,531.49	\$209,416.51	\$118,170.20
PARMER	6	7	2	\$2,265.18	0	\$0	\$27,566.03	\$2,265.18
PECOS	23	18	5	\$29,318.46	0	\$0	\$51,195.11	\$29,318.46
POLK	92	67	22	\$68,024.43	29	\$15,145.00	\$99,431.56	\$83,169.43
POTTER	505	385	120	\$1,048,411.21	209	\$78,604.20	\$148,606.70	\$1,127,015.41
PRESIDIO	6	2	0	\$0	0	\$0	\$34,337.13	\$0
RAINS	6	4	2	\$69,839.55	2	\$637.00	\$28,213.83	\$70,476.55
RANDALL	94	72	16	\$167,597.43	149	\$54,555.35	\$134,363.12	\$222,152.78
REAGAN	2	2	0	\$180.00	2	\$629.59	\$15,759.61	\$809.59
REAL	5	2	1	\$16,262.29	2	\$1,318.43	\$8,695.00	\$17,580.72
RED RIVER	7	5	2	\$8,614.97	7	\$2,435.00	\$18,924.97	\$11,049.97
REEVES	7	5	2	\$32,297.29	6	\$3,096.94	\$28,218.25	\$35,394.23
REFUGIO	5	5	0	\$1,227.76	0	\$0	\$90,989.23	\$1,227.76
ROBERTS	1	0	1	\$0	0	\$0	\$5,333.50	\$0
ROBERTSON	33	22	9	\$50,547.97	0	\$0	\$68,649.47	\$50,547.97
ROCKWALL	35	26	12	\$73,598.19	9	\$3,564.00	\$116,376.54	\$77,162.19
RUNNELS	8	8	0	\$25,764.87	0	\$0	\$18,436.70	\$25,764.87
RUSK	29	21	2	\$110,474.81	13	\$6,863.00	\$92,319.72	\$117,337.81
SABINE	12	6	5	\$8,570.85	3	\$1,470.00	\$16,871.74	\$10,040.85
SAN AUGUSTINE	1	1	0	\$13,499.69	0	\$0	\$14,743.64	\$13,499.69
SAN JACINTO	34	24	12	\$48,375.05	22	\$13,850.00	\$62,201.14	\$62,225.05
SAN PATRICIO	56	35	12	\$112,663.09	21	\$9,601.23	\$176,961.02	\$122,264.32
SAN SABA	8	4	2	\$2,828.61	0	\$0	\$14,839.40	\$2,828.61
SCHLEICHER	2	2	0	\$829.00	0	\$0	\$14,174.53	\$829.00
SCURRY	20	22	0	\$74,451.19	5	\$2,577.00	\$54,185.72	\$77,028.19
SHACKELFORD	0	1	0	\$6,081.30	0	\$0	\$21,262.83	\$6,081.30
SHELBY	14	13	1	\$65,378.97	0	\$0	\$49,951.07	\$65,378.97
SHERMAN	11	8	2	\$8,316.16	0	\$0	\$18,318.27	\$8,316.16
SMITH	160	115	37	\$463,236.19	69	\$34,974.23	\$261,640.54	\$498,210.42
SOMERVELL	9	6	1	\$2,799.01	8	\$4,492.85	\$15,840.96	\$7,291.86
STARR	62	34	22	\$29,371.15	16	\$8,539.00	\$49,881.19	\$37,910.15
STEPHENS	8	3	2	\$4,610.71	0	\$0	\$12,627.35	\$4,610.71

30

CVC Activity Summary by County

COUNTY	RECEIVED	APPROVED	DENIED	VICTIM AMOUNT	SAE RECEIVED	SAE PAYMENTS	CONTRIBUTED	TOTAL PAID
STERLING	0	0	0	\$0	0	\$0	\$32,129.06	\$0
STONEWALL	0	0	0	\$0	0	\$0	\$5,337.90	\$0
SUTTON	2	1	0	\$3,461.21	0	\$0	\$66,392.47	\$3,461.21
SWISHER	9	4	5	\$8,522.34	5	\$2,490.00	\$20,824.24	\$11,012.34
TARRANT	2,386	1,630	587	\$5,428,499.40	1,065	\$567,860.04	\$447,389.42	\$5,996,359.44
TAYLOR	126	83	39	\$241,177.32	39	\$10,648.75	\$126,478.26	\$251,826.07
TERRELL	3	1	1	\$0	0	\$0	\$8,361.36	\$0
TERRY	6	4	1	\$9,552.31	2	\$451.00	\$46,380.99	\$10,003.31
THROCKMORTON	2	3	0	\$2,712.10	0	\$0	\$5,577.66	\$2,712.10
TITUS	41	19	12	\$33,558.96	1	\$611.00	\$67,381.68	\$34,169.96
TOM GREEN	173	131	41	\$255,274.81	43	\$14,097.64	\$158,552.61	\$269,372.45
TRAVIS	1,968	1,436	455	\$3,647,409.19	334	\$186,044.49	\$864,669.47	\$3,833,453.68
TRINITY	24	17	5	\$123,701.18	9	\$4,745.25	\$14,886.59	\$128,446.43
TYLER	25	20	4	\$14,304.39	11	\$7,128.00	\$24,869.98	\$21,432.39
UPSHUR	52	36	8	\$73,040.93	11	\$2,279.00	\$55,131.20	\$75,319.93
UPTON	1	2	0	\$1,905.00	0	\$0	\$5,345.74	\$1,905.00
UVALDE	28	14	11	\$90,654.57	0	\$0	\$34,807.10	\$90,654.57
VAL VERDE	27	19	4	\$85,510.67	0	\$0	\$46,339.58	\$85,510.67
VAN ZANDT	38	25	9	\$167,969.76	9	\$4,777.00	\$106,037.99	\$172,746.76
VICTORIA	96	69	29	\$247,796.91	74	\$38,439.88	\$123,713.40	\$286,236.79
WALKER	39	26	9	\$197,699.51	11	\$6,614.74	\$149,995.90	\$204,314.25
WALLER	38	28	7	\$121,541.28	0	\$0	\$105,362.64	\$121,541.28
WARD	9	6	0	\$5,319.89	0	\$0	\$40,600.89	\$5,319.89
WASHINGTON	29	22	7	\$46,634.62	2	\$411.00	\$108,627.65	\$47,045.62
WEBB	196	107	99	\$561,616.32	64	\$37,874.00	\$226,747.87	\$599,490.32
WHARTON	27	22	6	\$147,111.11	12	\$6,810.00	\$93,340.68	\$153,921.11
WHEELER	5	2	1	\$6,371.52	0	\$0	\$65,422.75	\$6,371.52
WICHITA	137	103	32	\$304,435.84	43	\$23,501.66	\$95,919.17	\$327,937.50
WILBARGER	13	13	1	\$61,695.48	2	\$1,267.00	\$43,605.26	\$62,962.48
WILLACY	16	8	4	\$24,697.32	0	\$0	\$9,327.24	\$24,697.32
WILLIAMSON	284	226	47	\$526,482.33	105	\$47,148.69	\$452,074.00	\$573,631.02
WILSON	25	21	4	\$159,031.73	10	\$1,950.00	\$48,520.46	\$160,981.73
WINKLER	3	1	0	\$0	1	\$700.00	\$10,630.28	\$700.00
WISE	48	31	11	\$75,296.52	24	\$12,994.21	\$193,801.09	\$88,290.73
WOOD	57	43	10	\$183,298.49	7	\$1,899.00	\$53,372.07	\$185,197.49
YOAKUM	3	2	0	\$4,500.00	0	\$0	\$19,245.06	\$4,500.00
YOUNG	34	25	10	\$33,334.61	1	\$1,213.44	\$38,849.84	\$34,548.05
ZAPATA	6	4	1	\$8,172.08	0	\$0	\$15,159.11	\$8,172.08
ZAVALA	8	4	2	\$5,248.78	0	\$0	\$48,317.91	\$5,248.78
OUT OF STATE	184	58	108	\$444,708.32	0	\$0	\$0	\$444,708.32
NO COUNTY	38	2	5	\$120,004.05	0	\$0	\$0	\$120,004.05
TOTALS	29,464	20,374	7,287	\$71,742,346.52	8,337	\$3,788,402.10	\$27,723,531.53	\$75,530,748.62

In cooperation with the Texas Legislature, the Office of the Attorney General (OAG) provides vital support to crime victims throughout the state by awarding grants and contracts to hundreds of local and statewide victim assistance programs.

Working in partnership with law enforcement agencies, prosecutors' offices, state agencies and local and statewide nonprofit organizations, the OAG continues to focus on minimizing the physical and emotional trauma experienced by children and adults who are victims of crime. Through these grant awards, the OAG demonstrates a commitment to cultivating an environment where the needs of crime victims are expediently identified and effectively met in communities of varying size.

The Texas Code of Criminal Procedure, Article 56.541, authorizes the OAG to use monies appropriated from the Compensation to Victims of Crime Fund for grants and contracts supporting victim-related services or assistance. The OAG administers the following eight victim assistance grant programs as authorized by the Legislature:

- Other Victim Assistance Grants (OVAG)
- Victim Coordinator and Liaison Grants (VCLG)
- Sexual Assault Prevention and Crisis Services Program (SAPCS)
- Statewide Automated Victim Notification System (SAVNS)
- Court Appointed Special Advocates (CASA)
- Children's Advocacy Centers (CAC)
- Crime Victim Civil Legal Services Grants (CVCLS)
- Sexual Assault Services Program Grant (TAASA)

In Fiscal Year (FY) 2010, the OAG awarded \$38,217,891 to organizations that provide essential victim services in the state of Texas. In addition, the OAG used a total of \$2,104,143 (5.22 percent) in administrative costs for the oversight and administration of funds appropriated in the Victims Assistance Strategy. These direct and indirect administrative costs include salaries, travel and operating expenses.

Audit & Oversight Activities

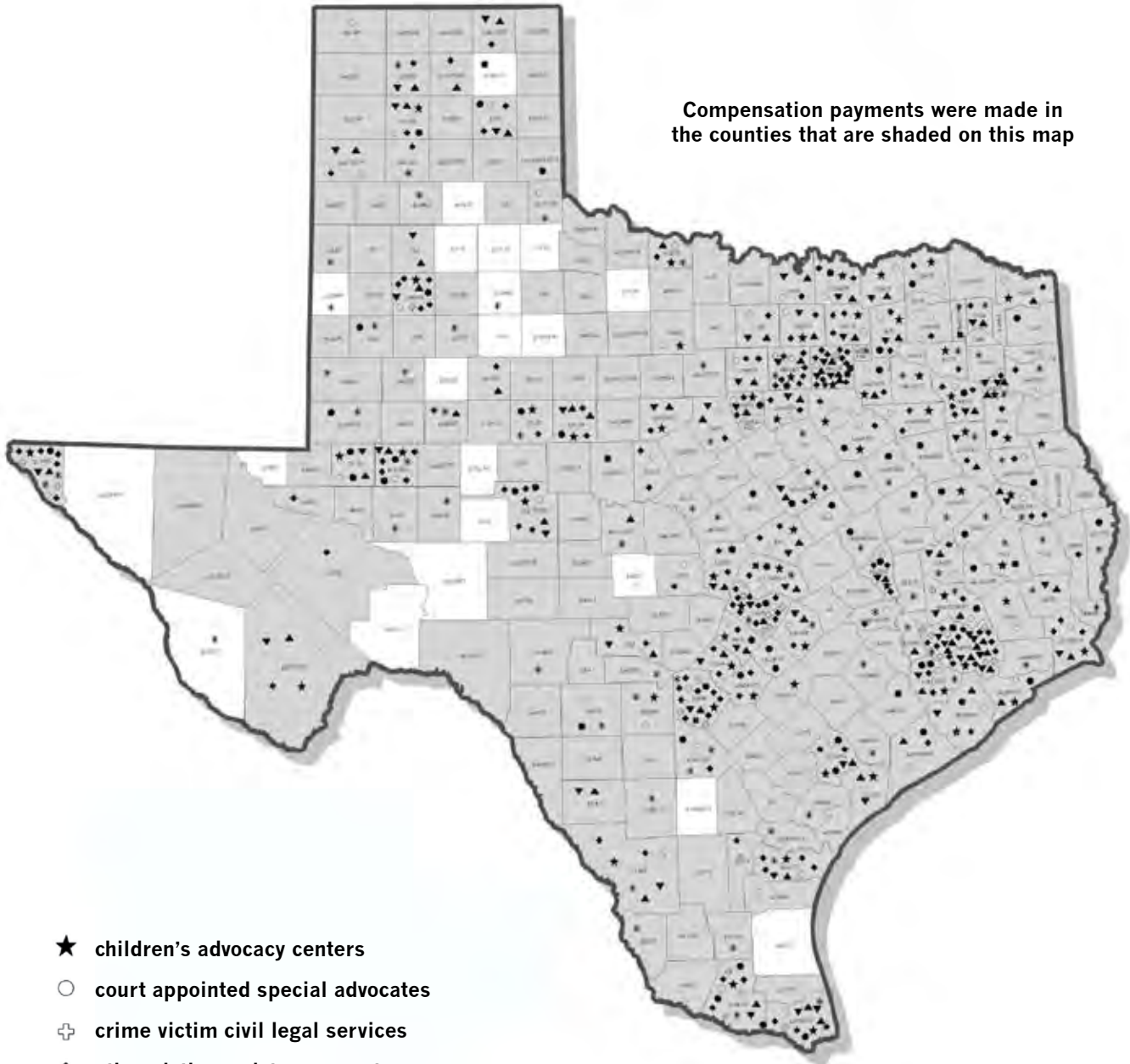
All programs are carefully monitored to ensure the effective use of dollars awarded to the local and statewide programs. The OAG performs one or more monitoring procedures for all OVAG, VCLG and SAPCS grantees in order to achieve 100 percent audit and oversight compliance. These procedures include monitoring monthly invoices, financial status reports and quarterly performance reports. Additionally, the OAG conducts desk reviews, on-site monitoring visits and provides technical assistance via telephone, e-mail and in person.

Other grant programs are subject to equally strict monitoring and oversight activities, as dictated in the contracts with those entities administering grant funds on behalf of the OAG and outlined on subsequent pages within this report.

Program Name	Dollars Awarded	Number of Grants Awarded
OVAG	\$10,000,000	180
VCLG	\$2,312,850	68
SAPCS	\$6,711,232	160
Texas VINE	\$1,746,806	79
CASA	\$6,573,000	70*
CAC	\$7,999,003	65*
CVCLS	\$2,500,000	25*
TAASA	\$375,000	1
Total:	\$38,217,891	648

*Includes awards made to sub-recipients through contracted agencies.

Grant Funding & Compensation By County FY 2010



- ★ children's advocacy centers
- court appointed special advocates
- ⊕ crime victim civil legal services
- ◆ other victim assistance grant program
- ▼ sexual assault prevention & crisis services program - federal
- ▲ sexual assault prevention & crisis services program - state
- ✱ sexual assault nurse examiners (sane) training services
- * statewide automated victim notification system (texas vine)
- victim coordinator and liaison grant program
- compensation paid to this county in fy 09

The Other Victim Assistance Grants (OVAG) program supports services that address the unmet needs of victims of crime.

Guidelines For Selection

The OVAG program rules and regulations are set forth in the Texas Administrative Code, Title 1, Part 3, Chapter 60. The OAG awards OVAG funds through a competitive application process. Eligible applicants must be a governmental entity or maintain legal status as a 501(c)(3) nonprofit organization. To be considered for funding, applicants must demonstrate within their grant proposals an ability and willingness to effectively provide victim-related services which include:

- Providing direct victim services;
- Providing outreach or community education;
- Connecting crime victims to services to aid in their recovery;
- Training professionals and volunteers to improve their services to victims; or
- Providing other administrative functions.

FY 2010 was the first year of a two-year grant award cycle. Applications were carefully evaluated and scored by a team of OAG evaluators. Scoring results were based on information and documentation provided by the applicants, including a description of project activities, project objectives and outcomes, and proposed project budgets.

Awards

For FY 2010, the OAG awarded 180 OVAG grants totaling \$10,000,000. These grants were awarded to a variety of nonprofit organizations and government entities committed to providing crime victim services throughout Texas.

Summary Of Reports & Effectiveness

OVAG funded programs served 83,834 victims of crime during fiscal year 2010. Of these victims, 33,209 received crisis intervention, 10,677 received individual counseling, 11,343 received legal assistance and 47,845 received follow-up services. Additionally, 20,391 victims received assistance with applying for Crime Victims' Compensation, and 82,320 victims received information about victim rights and available community resources.

The Victim Coordinator and Liaison Grants (VCLG) program supports statutorily required Victim Assistance Coordinator and Crime Victim Liaison positions for local law enforcement agencies and prosecutors' offices, as described in the Texas Code of Criminal Procedure, Article 56.04.

The positions funded by these programs provide direct services to victims of crime, assisting them with crime victims' compensation applications and other statutory rights.

Guidelines For Selection

The VCLG program rules and regulations are set forth in the Texas Administrative Code, Title 1, Part 3, Chapter 60. The OAG awards VCLG funds through a competitive application process. FY 2010 was the first year of a two-year grant award. Applications were carefully evaluated and scored by a team of OAG evaluators. Scoring results were based on information and documentation provided by the applicants, including a description of project activities, project objectives and outcomes and proposed project budgets.

Awards

For FY 2010, the OAG awarded 68 VCLG grants totaling \$2,312,850. These grants were awarded to:

- 44 prosecutors' offices
- 14 police departments
- 10 sheriffs' offices

Summary Of Reports & Effectiveness

VCLG funded programs served 36,227 victims of crime in FY 2010. Of these victims, 13,744 received assistance with applying for Crime Victims' Compensation, and 4,435 received help with completion of victim impact statements. Additionally, 11,625 victims received advocacy services, and 36,429 victims received information about victim rights and community resources.

The Sexual Assault Prevention and Crisis Services (SAPCS) grant program supports local and statewide programs that are addressing the problem of sexual assault through direct services, training, education and other primary prevention efforts.

Guidelines for Selection

The SAPCS program rules and regulations are set forth in the Texas Administrative Code, Title 1, Part 3, Chapter 62. The OAG awards SAPCS funds through a competitive application process. To be eligible to receive SAPCS funding, local programs must generally be 501(c)(3) nonprofit organizations or governmental entities that offer the required basic services for at least nine months prior to receiving an award. These basic services include the following:

- 24-hour crisis hotline;
- Crisis intervention;
- Public education;
- Advocacy and accompaniment to hospitals, law enforcement offices, prosecutors' offices and courts for survivors and their family members; and
- Crisis intervention volunteer training.

To be eligible for special project funding, a statewide program must show it supports efforts to maintain or expand existing services offered by local sexual assault programs; improves services to survivors; or conducts other activities consistent with Texas Government Code, Chapter 420.

FY 2010 was the first year of a two-year grant award cycle. Applications were carefully evaluated and scored by a team of OAG evaluators. Scoring results were based on information and documentation provided by the applicants, including a description of project activities, project objectives and outcomes and proposed project budgets.

Awards

In FY 2010, the OAG awarded 160 contracts totaling \$6,711,232.

- 152 contracts were awarded to local sexual assault programs across the state to conduct sexual assault primary prevention activities in addition to providing basic victim services;
- 5 contracts were awarded to statewide organizations to provide training and technical assistance to local sexual assault programs, as well as other local and statewide organizations, and to support a statewide public awareness campaign; and
- 3 contracts were awarded for sexual assault nurse examiner training services.

Summary of Reports & Effectiveness

In FY 2010, local sexual assault programs reported providing services to 21,590 survivors from 229 counties.

- 8.68 percent were male, 91.16 percent were female and for 0.15 percent the gender was unknown; and
- 67.01 percent were adults, 27.15 percent were children and for 5.84 percent the age was unknown.

These programs also reported presenting 25,852 education and training sessions to 802,881 community members, students and professionals.

The Sexual Assault Prevention and Crisis Services (SAPCS) program is a section of the Crime Victim Services Division of the Office of the Attorney General.

The Sexual Assault Prevention and Crisis Services (SAPCS) program provides:

- Information and consultation to sexual assault programs statewide and to the state association for assistance and prevention of sexual assault
- Assistance in establishing Sexual Assault Response Teams (SARTs) in communities
- Training and certification of Sexual Assault Nurse Examiners (SANEs)
- Initiatives for primary prevention of sexual assault in communities statewide
- Consultation and content expertise to sexual assault grantmaking programs within the agency
- Training for victim service providers in advocacy, healthcare, law enforcement and criminal justice
- Collaboration on special projects related to sexual assault

SAPCS is also legally mandated to provide the protocol for sexual assault forensic evidence collection and the pseudonym form for survivors of sexual assault who do not wish to reveal their identities.

Sexual Assault Response Team (SART)

The Sexual Assault Prevention and Crisis Service program works with communities to establish Sexual Assault Response Teams (SARTs). SART members may include district attorneys, law enforcement, medical forensic examiners, direct service providers and advocacy groups. SART programs are successful because they work collaboratively and proactively in communities already committed to working together to end sexual assault.

The primary objective of a SART is to improve the treatment of survivors, case outcomes, efficiency and protection of the community by creating a victim-centered response to sexual assault. Developing a SART also increases accountability for offenders by coordinating the community response to sexual assault from the time of the report through prosecution. Establishing a successful SART is a primary step in developing a SANE program.

Sexual Assault Nurse Examiner The SANE program offers training and certification for Registered Nurses (RN) to perform sexual assault medical forensic examinations when a patient indicates that he or she has been the victim of a sexual assault. SANEs are able to provide comprehensive, compassionate care to victims of sexual assault. SANEs are trained in the collection of medical and forensic evidence and may be called to testify in court. To become a SANE, a RN must complete classroom and clinical hours before performing sexual assault examinations independently.

Primary Prevention Program

The goal of the Primary Prevention Program is to build capacity at the state and local level for primary prevention in order to change the culture that supports the prevention of sexual violence. Primary Prevention efforts are funded by the Centers for Disease Control and Prevention (CDC). The CDC identifies primary prevention as strategies and/or activities that work to identify and address risk and protective factors, norms, beliefs, as well as social and economic systems that create the conditions for the occurrence of sexual violence. With training and technical assistance provided by SAPCS and the Texas Association Against Sexual Assault (TAASA) staff, local sexual assault programs are developing and implementing strategies and/or activities that are primary prevention focused.

The OAG, in collaboration with the Department of State Health Services and the TAASA, local sexual assault programs and other stakeholders, participates in a Primary Prevention Planning Committee. The committee has developed a comprehensive Primary Prevention Plan for Texas that will help guide the state's transition towards a primary prevention approach to end sexual violence.

The Texas Constitution affords victims of crime the right to be notified, upon request, of an offender's release from incarceration and of upcoming court proceedings. This requested notification is facilitated by the Statewide Automated Victim Notification System (SAVNS).

The Texas Legislature allocated resources to the OAG to facilitate the implementation and maintenance of the statewide system. The OAG certified Apriss, Inc. to work directly with the Texas Department of Criminal Justice (TDCJ) and those Texas counties electing to participate in the SAVNS through the automated Victim Information and Notification Everyday (VINE) program.

Texas SAVNS

Texas SAVNS provides victims and concerned members of the community with up-to-date information about offenders' county and state jail custody and court status, 24 hours a day, seven days a week, 365 days a year.

This information is provided through a single statewide toll-free telephone number: (877) TX4-VINE [(877) 894-8463] or through the VINE website at www.vinelink.com.

Registered users are contacted by phone or e-mail whenever there is a change in an offender's status. The users may also check on an offender's status at any time by phone or through the website. Trained operators are available at all times to assist if needed. In FY 2010, Texas VINE received 747,530 incoming calls, made 32,444 confirmed notification calls and registered 83,337 new victims for notification.

Awards

In FY 2010, the OAG awarded 79 contracts totaling \$1,746,806. At the end of FY 2010, 167 counties and the TDCJ were participating in this voluntary program.

Contract Management

To assure the certified vendor, the county and TDCJ are functioning within the requirements of the program, the OAG conducts regular assessments to verify compliance with standards and protocols. Oversight activities include desk reviews, on-site monitoring visits, technical assistance via phone, e-mail and in person upon request.

Texas Statewide Automated Victim Notification System

covers 95 percent of the state's population

and 98 percent of the reported violent crime in Texas.

The purpose of the Court Appointed Special Advocates (CASA) grant program is to develop and support local CASA programs throughout Texas. CASA programs recruit, train and provide court-appointed volunteers to advocate on behalf of the best interests of abused and neglected children involved in the legal and welfare systems.

Guidelines for Selection

The Texas Legislature directs the OAG to contract with a statewide organization that has expertise in the dynamics of child abuse and neglect as well as experience in operating volunteer advocate programs that provide training, technical assistance and evaluation services. The designated funds are awarded to Texas CASA, Inc., the statewide organization, which subcontracts with local programs to provide victim-related services. The Texas Family Code, Chapter 264, Subchapter G, specifies the eligibility criteria for a local CASA program to receive funds from Texas CASA, Inc. A local program applying for funds must be a 501(c)(3) nonprofit organization operating an advocate program that:

- Uses volunteers appointed by the court to provide for the needs of abused or neglected children;
- Provides services that encourage permanent placements for abused and neglected children;
- Has provided court-appointed advocacy services for at least two years;
- Provides court-appointed advocacy services to at least ten children each month;
- Has demonstrated local judicial support; and
- Has demonstrated fiscal support from the community.

Awards

For FY 2010, the OAG awarded one contract to Texas CASA, Inc. for \$6,573,000. Texas CASA, Inc. subcontracted \$5,792,507 to 69 local CASA programs. The balance of the award was utilized by Texas CASA, Inc. to provide oversight, monitoring and to support the local CASA programs.

Summary of Reports & Effectiveness

For FY 2010, local CASA programs provided services to 20,861 children in 204 counties. These services were provided by 6,619 local CASA volunteers and staff. Of the children served, 10,421 were male and 10,265 were female.

- 21,325 reports were provided to the courts on the progress and well-being of children in state care;
- 2,178 volunteers were trained at local CASA programs to provide advocacy services to children in state care; and
- 6,526 people received in-service training at local programs.

Audit & Oversight Activities

To ensure accountability for these funds, the following audit and oversight activities were conducted:

- Texas CASA, Inc. conducted 6 on-site programmatic monitoring visits and 6 on-site financial monitoring visits in FY 2010. These reviews included assessments of the volunteer program, adherence to state standards, service provision and organizational stability of the local programs.
- OAG staff reviewed monthly invoices and financial status reports in addition to programmatic reports submitted on a quarterly basis. These reports encompass the financial expenditures and performance of all local programs funded through this contract;
- OAG staff monitored monthly invoices and financial status reports; and
- OAG staff reviewed and approved the original budget and revisions.

Ages of Children Served by Local CASA Programs

Ages 0-5	10,148 (48.65%)
Ages 6-12	6,356 (30.47%)
Ages 13-17	3,862 (18.51%)
Ages 18 & Older	301 (1.44%)
Age Unknown	194 (0.93%)
Total	20,861

The purpose of the Sexual Assault Services Program Grant is to provide program development and legal training to local sexual assault programs. The grant also provides statewide training for local programs, professionals and other victim service groups.

Guidelines for Selection

The Texas Legislature directs the OAG to contract with a statewide organization that has expertise in understanding the dynamics of sexual assault, developing informational materials and providing training for sexual assault programs and community professional groups. The designated funds are awarded to the Texas Association Against Sexual Assault (TAASA), the membership organization supporting sexual assault crisis intervention and prevention programs throughout the state.

Awards

For FY 2010, one grant totaling \$375,000 was awarded to TAASA for the Sexual Assault Services Program Grant activities.

Summary of Reports & Effectiveness

For FY 2010, TAASA provided training and legal advocate manuals to the 82 local sexual assault programs funded by the OAG and community professionals working with sexual assault survivors. Regional and fundamental training was provided for 1,144 participants representing different victim service groups. Other activities and education materials provided by TAASA include the following:

- Distributed 221,812 sexual assault brochures;
- Provided 289 legal advocate manuals to sexual assault programs;
- Provided training to 50 sexual assault programs;
- Provided professional training to 1,144 individuals; and
- Issued 42 cultural awareness certificates.

Audit & Oversight Activities

To ensure accountability for funds awarded to TAASA, the following audit and oversight activities were utilized:

- OAG staff monitored monthly invoices and financial status reports in addition to quarterly program performance reports.
- OAG staff approved the original budget and all budget amendments; and
- OAG staff reviewed the annual audit report performed by an independent CPA firm for single audit findings and questioned costs.

The purpose of the Children's Advocacy Centers (CAC) grant program is to develop and support local child advocacy centers that offer a coordinated, multidisciplinary response to cases of suspected child physical and sexual abuse.

Guidelines for Selection

The Texas Legislature directs the OAG to contract with a statewide organization that has expertise in the establishment and operation of local children's advocacy center programs. The designated funds are awarded to Children's Advocacy Centers of Texas, Inc. (CACTX), a statewide membership association which subcontracts with local CAC programs to provide victim-related services. Texas Family Code, Chapter 264, Subchapter E, directs CACTX to contract with eligible centers to enhance services of the local CAC programs. The eligibility requirements for a local CAC program to receive funds from CACTX include:

- A signed interagency agreement and signed protocols with the local agencies that investigate or prosecute child abuse cases or deliver services to child abuse victims;
- A multidisciplinary team that holds regularly scheduled case reviews;
- A method of statistical information gathering;
- An in-house volunteer program; and
- Other rules pertaining to the management of contracts.

Awards

For FY 2010, the OAG awarded one contract to Children's Advocacy Centers of Texas, Inc. for \$7,999,003. CACTX then subcontracted \$6,979,123 to 64 local CAC programs. The balance of the award was utilized by CACTX to provide oversight and monitoring, and to support the local CAC programs.

Summary of Reports & Effectiveness

For FY 2010, local CAC programs provided full services in 158 counties and limited services in an additional 67 counties, 25 other states and one other country. Local CAC programs provided services to 33,111 children. Of these, 11,050 were male and 22,061 were female.

- 30,909 forensic interviews were conducted;
- 26,647 child abuse cases were reviewed by multidisciplinary teams; and
- 16,095 children received mental health services.

Audit & Oversight Activities

To ensure accountability for these funds, the following audit and oversight activities were utilized:

- OAG staff reviewed monthly invoices and financial status reports in addition to programmatic reports submitted on a quarterly basis. These reports encompass the financial expenditures and performance of all local programs funded through this contract;
- OAG staff monitored monthly invoices and financial status reports;
- OAG staff reviewed and approved the original budget and revisions;
- CACTX conducted 16 quality assurance site visits in FY 2010; and
- CACTX reviewed the statistical reports submitted by local programs every quarter and closely reviewed and approved requests for reimbursements from the local programs.

The Crime Victim Civil Legal Services (CVCLS) program grants were authorized by the Legislature to increase the availability of free or affordable civil legal services for victims of crime, such as protective orders, disability benefits and other legal assistance.

Guidelines for Selection

The Office of the Attorney General (OAG) entered into an interagency contract with the Supreme Court of Texas (Court) to support the Crime Victim Civil Legal Services Grants. The Court contracts with the Texas Access to Justice Foundation (TAJF) to award and manage these grant funds. The requirements for selecting recipient programs are set forth in the Order of the Court establishing TAJF as the CVCLS administrator. To be eligible to apply for these funds, a program must:

- Have a 501(c)(3) nonprofit organization status;
- Provide victim-related civil legal services to victims, immediate family members of victims or claimants;
- Provide services based on meeting certain income eligibility requirements;
- Maintain open records;
- Conduct open meetings; and
- Comply with other policies adopted by the Court and TAJF.

TAJF awards these funds to eligible local programs through a competitive grant application process. TAJF staff carefully evaluates applicants on their history with TAJF, including compliance and on-site evaluations, and submits program selection recommendations to the Board of Directors. The Board reviews these recommendations and considers such factors as ability to provide proposed services, underserved populations or areas of the state and the potential for duplication of services. New applicants provide oral presentations to the TAJF Board of Directors on their organization and proposed services.

Awards

For FY 2010, the OAG awarded one contract to the Supreme Court of Texas for \$2,500,000. TAJF, which administers this program for the Court, subcontracted \$2,447,500 to 24 local crime victim civil legal services programs in Texas. The balance of the award was utilized by TAJF to provide oversight and to support the local civil legal services programs.

Summary of Reports & Effectiveness

For FY 2010, local and statewide programs served 21,730 victims of crime in 254 counties. These funds have continued to cultivate a collaborative environment for the network of Legal Aid providers and the victim service agencies. Programs also address the problem of human trafficking and the extremely diverse services necessary to assist these victims.

Audit & Oversight Activities

To ensure accountability for these funds, the following audit and oversight activities were utilized:

- OAG staff reviewed monthly invoices and financial status reports in addition to programmatic reports submitted on a quarterly basis by the Supreme Court of Texas. These reports encompass the financial expenditures and performance of all local programs funded through this contract;
- OAG staff reviewed and approved the original budget and revisions; and
- TAJF staff conducted one or more of the following: on-site program monitoring; review of quarterly fiscal and programmatic productivity reports; review of annual audit; and review of annual report of services and self assessment.

Victim Assistance Programs Funded by County & Statewide

County	Name	Grant Type	Award
Anderson	Anderson County Criminal District Attorney's Office	VCLG	\$34,356.00
Andrews	Andrews County	VINE	\$4,521.00
Andrews	Andrews District and County Attorney's Office	VCLG	\$33,801.00
Angelina	Angelina Alliance for Children, Inc.	CAC	\$68,746.00
Angelina	Angelina Alliance for Children, Inc.	OVAG	\$28,835.00
Angelina	Angelina County	VINE	\$17,925.00
Angelina	CASA of the Pines, Inc.	CASA	\$73,260.00
Angelina	Women's Shelter of East Texas, Inc.	OVAG	\$50,000.00
Angelina	Women's Shelter of East Texas, Inc.	SAPCS-Federal	\$38,177.00
Angelina	Women's Shelter of East Texas, Inc.	SAPCS-State	\$29,500.00
Atascosa	Atascosa County	VINE	\$15,259.00
Atascosa	Atascosa County Attorney's Office	VCLG	\$37,241.00
Atascosa	CASA of South Texas	CASA	\$35,418.00
Atascosa	CASA of South Texas	OVAG	\$21,680.00
Bailey	Bailey County	VINE	\$6,739.00
Bandera	Bandera County	VINE	\$5,728.00
Bastrop	Bastrop County	VINE	\$17,925.00
Bastrop	Bastrop County Women's Shelter, Inc.	SAPCS-Federal	\$58,041.00
Bastrop	Bastrop County Women's Shelter, Inc.	SAPCS-State	\$44,013.00
Bastrop	Children's Advocacy Center of Bastrop, Lee and Fayette Counties	CAC	\$73,539.00
Bastrop	Court Appointed Special Advocates of Bastrop County	CASA	\$67,346.00
Bastrop	Court Appointed Special Advocates of Bastrop County	OVAG	\$40,000.00
Bell	Children's Advocacy Center of Central Texas	CAC	\$109,553.00
Bell	Children's Advocacy Center of Central Texas	CASA	\$69,706.00
Bell	Families in Crisis, Inc.	OVAG	\$50,000.00
Bell	Families in Crisis, Inc.	SAPCS-Federal	\$42,167.00
Bell	Families in Crisis, Inc.	SAPCS-State	\$111,668.00
Bell	Lone Star Legal Aid	OVAG	\$50,000.00
Bexar	Alamo Area Rape Crisis Center	OVAG	\$50,000.00
Bexar	Alamo Area Rape Crisis Center	SAPCS-Federal	\$95,662.00
Bexar	Alamo Area Rape Crisis Center	SAPCS-State	\$72,542.00
Bexar	Alamo Children's Advocacy Center	CAC	\$301,249.00
Bexar	Alamo Children's Advocacy Center	OVAG	\$49,999.00
Bexar	Bexar County	VINE	\$81,500.00
Bexar	Bexar County Sheriff's Office	VCLG	\$37,241.00
Bexar	Catholic Charities Archdiocese of San Antonio, Inc.	CVCLS	\$22,947.00
Bexar	Catholic Charities Archdiocese of San Antonio, Inc.	OVAG	\$49,948.00
Bexar	Child Advocates San Antonio	CASA	\$255,460.00
Bexar	Child Advocates San Antonio	OVAG	\$49,770.00
Bexar	Family Service Association of San Antonio, Inc.	OVAG	\$50,000.00
Bexar	Family Violence Prevention Services, Inc.	CVCLS	\$45,894.00
Bexar	Family Violence Prevention Services, Inc.	OVAG	\$50,000.00

Victim Assistance Programs Funded by County & Statewide

County	Name	Grant Type	Award
Bexar	MADD South Texas Region	OVAG	\$50,000.00
Bexar	Sexual Assault Nurse Examiner (SANE)	SANE	\$34,969.00
Bexar	St. Mary's Immigration Clinic	CVCLS	\$30,596.00
Bexar	St. Peter - St. Joseph Children's Home	OVAG	\$50,000.00
Bowie	Domestic Violence Prevention, Inc.	SAPCS-State	\$21,356.00
Bowie	Northeast Texas CASA, Inc.	CAC	\$77,067.00
Bowie	Northeast Texas CASA, Inc.	CASA	\$41,944.00
Bowie	Northeast Texas CASA, Inc.	OVAG	\$50,000.00
Brazoria	Brazoria County Alliance for Children, Inc.	CAC	\$101,645.00
Brazoria	Brazoria County District Attorney's Office	VCLG	\$37,241.00
Brazoria	CASA of Brazoria County	CASA	\$40,528.00
Brazoria	Women's Center of Brazoria County, Inc.	OVAG	\$50,000.00
Brazoria	Women's Center of Brazoria County, Inc.	SAPCS-Federal	\$30,346.00
Brazoria	Women's Center of Brazoria County, Inc.	SAPCS-State	\$18,769.00
Brazos	Brazos County Rape Crisis Center, Inc.	SAPCS-Federal	\$33,697.00
Brazos	Brazos County Rape Crisis Center, Inc.	SAPCS-State	\$22,219.00
Brazos	City of Bryan Police Department	VCLG	\$37,241.00
Brazos	Scotty's House Brazos Valley Child Advocacy Center, Inc.	CAC	\$100,868.00
Brazos	Scotty's House Brazos Valley Child Advocacy Center, Inc.	OVAG	\$34,148.00
Brazos	Twin City Mission, Inc.	OVAG	\$50,000.00
Brazos	Voices For Children, Inc.	CASA	\$69,606.00
Brazos	Voices For Children, Inc.	OVAG	\$48,583.00
Brewster	Children's Advocacy Center of the Big Bend	CAC	\$59,236.00
Brewster	Family Crisis Center of the Big Bend, Inc.	OVAG	\$50,000.00
Brewster	Family Crisis Center of the Big Bend, Inc.	SAPCS-Federal	\$37,161.00
Brewster	Family Crisis Center of the Big Bend, Inc.	SAPCS-State	\$28,180.00
Brewster	Frontier CASA, Inc.	CASA	\$48,918.00
Brooks	Brooks County	VINE	\$1,011.00
Brown	Court Appointed Special Advocates in the Heart of Texas, Inc.	CASA	\$42,867.00
Brown	Court Appointed Special Advocates in the Heart of Texas, Inc.	OVAG	\$30,041.00
Brown	Pecan Valley Regional Domestic Violence Shelter, Inc.	OVAG	\$49,999.00
Burnet	Burnet County Attorney's Office	VCLG	\$37,241.00
Burnet	Highland Lakes Family Crisis Center, Inc.	OVAG	\$45,500.00
Burnet	Highland Lakes Family Crisis Center, Inc.	SAPCS-Federal	\$42,261.00
Burnet	Highland Lakes Family Crisis Center, Inc.	SAPCS-State	\$32,047.00
Burnet	Hill Country Children's Advocacy Center	CAC	\$77,590.00
Burnet	Hill Country Children's Advocacy Center	OVAG	\$50,000.00
Caldwell	Caldwell County Criminal District Attorney's Office	VCLG	\$37,241.00
Caldwell	Caldwell County Sheriff's Office	VCLG	\$29,663.00
Calhoun	Child Welfare Alliance of Calhoun County, Inc.	SAPCS-Federal	\$27,991.00
Calhoun	Child Welfare Alliance of Calhoun County, Inc.	SAPCS-State	\$21,227.00
Calhoun	The Harbor Children's Alliance & Victim Center	CAC	\$59,210.00

Victim Assistance Programs Funded by County & Statewide

County	Name	Grant Type	Award
Cameron	Cameron County	VINE	\$25,817.00
Cameron	Cameron County Children Advocacy Centers, Inc.	CAC	\$115,302.00
Cameron	Cameron County District Attorney's Office	OVAG	\$16,315.00
Cameron	Casa de Proyecto Libertad	CVCLS	\$30,596.00
Cameron	CASA of Cameron & Willacy Counties	CASA	\$74,924.00
Cameron	City of Harlingen Police Department	VCLG	\$31,255.00
Cameron	Friendship of Women, Inc.	OVAG	\$50,000.00
Cameron	Friendship of Women, Inc.	SAPCS-Federal	\$27,396.00
Cameron	Friendship of Women, Inc.	SAPCS-State	\$20,774.00
Cameron	The Family Crisis Center, Inc.	OVAG	\$50,000.00
Cameron	The Family Crisis Center, Inc.	SAPCS-Federal	\$46,254.00
Cameron	The Family Crisis Center, Inc.	SAPCS-State	\$35,075.00
Cass	Cass County Criminal District Attorney's Office	VCLG	\$37,241.00
Chambers	Chambers County	VINE	\$6,739.00
Cherokee	Cherokee County	VINE	\$17,925.00
Cherokee	Crisis Center of Anderson & Cherokee Counties	CAC	\$71,231.00
Cherokee	Crisis Center of Anderson & Cherokee Counties	OVAG	\$49,960.00
Cherokee	Crisis Center of Anderson & Cherokee Counties	SAPCS-Federal	\$37,238.00
Cherokee	Crisis Center of Anderson & Cherokee Counties	SAPCS-State	\$28,341.00
Childress	CASA of the Rolling Plains	CASA	\$26,861.00
Childress	Childress County	VINE	\$6,739.00
Cochran	Cochran County	VINE	\$6,739.00
Coleman	Coleman County Attorney's Office	VCLG	\$20,000.00
Collin	Children's Advocacy Center of Collin County, Inc.	CAC	\$171,341.00
Collin	Children's Advocacy Center of Collin County, Inc.	OVAG	\$50,000.00
Collin	Court Appointed Special Advocates of Collin County, Inc.	CASA	\$150,364.00
Collin	Court Appointed Special Advocates of Collin County, Inc.	OVAG	\$43,935.00
Collin	Rape Crisis Center of Collin County, Inc.	OVAG	\$50,000.00
Collin	Rape Crisis Center of Collin County, Inc.	SAPCS-Federal	\$39,620.00
Collin	Rape Crisis Center of Collin County, Inc.	SAPCS-State	\$30,044.00
Collingsworth	100th Judicial District Attorney's Office	VCLG	\$36,029.00
Colorado	Colorado County	VINE	\$6,178.00
Comal	CASA of Central Texas	OVAG	\$50,000.00
Comal	Children's Advocacy Center of Comal County, Inc.	CAC	\$72,634.00
Comal	Comal County Family Violence Shelter, Inc.	OVAG	\$50,000.00
Comal	Comal County Family Violence Shelter, Inc.	SAPCS-Federal	\$38,946.00
Comal	Comal County Family Violence Shelter, Inc.	SAPCS-State	\$29,533.00
Cooke	Abigail's Arms - Cooke County Family Crisis Center	SAPCS-Federal	\$30,433.00
Cooke	Abigail's Arms - Cooke County Family Crisis Center	SAPCS-State	\$23,076.00
Cooke	Court Appointed Special Advocates of North Texas, Inc.	CASA	\$44,680.00
Cooke	Court Appointed Special Advocates of North Texas, Inc.	OVAG	\$30,000.00
Coryell	Coryell County Crime Victims' Office	VCLG	\$37,241.00

30

Victim Assistance Programs Funded by County & Statewide

County	Name	Grant Type	Award
Dallam	CASA 69, Inc.	CASA	\$37,274.00
Dallas	Brighter Tomorrows, Inc.	SAPCS-Federal	\$28,660.00
Dallas	Brighter Tomorrows, Inc.	SAPCS-State	\$21,734.00
Dallas	Catholic Charities of Dallas	CVCLS	\$46,026.00
Dallas	City of Irving Police Department	VCLG	\$37,241.00
Dallas	City of Lancaster Police Department	VCLG	\$36,934.00
Dallas	Dallas CASA	CASA	\$294,640.00
Dallas	Dallas CASA	OVAG	\$50,000.00
Dallas	Dallas Children's Advocacy Center	CAC	\$421,855.00
Dallas	Dallas Children's Advocacy Center	OVAG	\$50,000.00
Dallas	Dallas County District Attorney's Office	OVAG	\$49,992.00
Dallas	Dallas County Hospital District	OVAG	\$47,514.00
Dallas	Dallas County Hospital District	SAPCS-Federal	\$25,000.00
Dallas	Dallas County Hospital District	SAPCS-State	\$17,250.00
Dallas	Ferguson Road Initiative	OVAG	\$49,634.00
Dallas	MADD North Texas Region	OVAG	\$50,000.00
Dallas	Mosaic Family Services, Inc.	OVAG	\$49,996.00
Dallas	Neighborhood Youth and Family Counseling of Richardson, Inc.	OVAG	\$50,000.00
Dallas	The Family Place	OVAG	\$50,000.00
Dallas	The Family Place	SAPCS-Federal	\$59,622.00
Dallas	The Family Place	SAPCS-State	\$45,213.00
Dallas	Trauma Support Services of North Texas	OVAG	\$49,980.00
Dallas	Victims Outreach	OVAG	\$50,000.00
Dallas	Victims Outreach	SAPCS-State	\$31,395.00
Dawson	Dawson County	VINE	\$4,920.00
Deaf Smith	Great Plains CASA for Kids	CASA	\$41,809.00
Deaf Smith	The Deaf Smith County Crisis Center, Inc.	OVAG	\$50,000.00
Deaf Smith	The Deaf Smith County Crisis Center, Inc.	SAPCS-Federal	\$27,396.00
Deaf Smith	The Deaf Smith County Crisis Center, Inc.	SAPCS-State	\$15,872.00
Denton	Children's Advocacy Center for Denton County, Inc.	CAC	\$152,588.00
Denton	Court Appointed Special Advocates of Denton County, Inc.	CASA	\$69,716.00
Denton	Court Appointed Special Advocates of Denton County, Inc.	OVAG	\$50,000.00
Denton	Denton County Friends of the Family, Inc.	OVAG	\$50,000.00
Denton	Denton County Friends of the Family, Inc.	SAPCS-Federal	\$48,502.00
Denton	Denton County Friends of the Family, Inc.	SAPCS-State	\$36,649.00
Dickens	Dickens County	VINE	\$5,728.00
Dimmit	Wintergarden Women's Shelter, Inc.	SAPCS-Federal	\$24,905.00
Dimmit	Wintergarden Women's Shelter, Inc.	SAPCS-State	\$18,886.00
Eastland	Eastland County Crisis Center, Inc.	CAC	\$57,809.00
Eastland	Eastland County Crisis Center, Inc.	OVAG	\$50,000.00
Eastland	Eastland County Crisis Center, Inc.	SAPCS-Federal	\$33,383.00
Eastland	Eastland County Crisis Center, Inc.	SAPCS-State	\$25,308.00

30

Victim Assistance Programs Funded by County & Statewide

County	Name	Grant Type	Award
Ector	CASA of the Permian Basin Area, Inc.	CASA	\$67,146.00
Ector	Ector County Attorney's Office	VCLG	\$34,262.00
Ector	Ector County District Attorney's Office	VCLG	\$37,241.00
Ector	Harmony Home Children's Advocacy Center	CAC	\$75,802.00
Ector	Odessa Rape Crisis Center	SAPCS-Federal	\$37,826.00
Ector	Odessa Rape Crisis Center	SAPCS-State	\$28,684.00
Edwards	Edwards County	VINE	\$5,728.00
El Paso	Advocacy Center for the Children of El Paso	CAC	\$171,362.00
El Paso	CASA of El Paso, Inc.	CASA	\$108,235.00
El Paso	CASA of El Paso, Inc.	OVAG	\$50,000.00
El Paso	Center Against Family Violence, Inc.	OVAG	\$50,000.00
El Paso	Diocesan Migrant and Refugee Services, Inc.	CVCLS	\$22,947.00
El Paso	Diocesan Migrant and Refugee Services, Inc.	OVAG	\$30,919.00
El Paso	El Paso County	VINE	\$30,108.00
El Paso	El Paso County Sheriff's Office	VCLG	\$37,241.00
El Paso	Las Americas Immigrant Advocacy Project	CVCLS	\$30,596.00
El Paso	MADD West Texas Region	OVAG	\$50,000.00
El Paso	Sexual Trauma and Assault Response Services, Inc.	OVAG	\$50,000.00
El Paso	Sexual Trauma and Assault Response Services, Inc.	SAPCS-Federal	\$86,740.00
El Paso	Sexual Trauma and Assault Response Services, Inc.	SAPCS-State	\$65,775.00
El Paso	West Texas Community Supervision and Corrections Department	VINE	\$14,000.00
Ellis	Court Appointed Special Advocates of Ellis County	CASA	\$47,630.00
Ellis	Court Appointed Special Advocates of Ellis County	OVAG	\$50,000.00
Ellis	Ellis County Children's Advocacy Center	CAC	\$77,220.00
Erath	CASA for the Cross Timbers Area, Inc.	CASA	\$65,756.00
Erath	CASA for the Cross Timbers Area, Inc.	OVAG	\$50,000.00
Erath	Cross Timbers Family Services	SAPCS-Federal	\$31,642.00
Erath	Cross Timbers Family Services	SAPCS-State	\$92,869.00
Erath	Erath County	VINE	\$17,925.00
Falls	Falls County District and County Attorney's Office	VCLG	\$36,329.00
Fannin	Fannin County Children's Center, Inc.	CAC	\$61,309.00
Fannin	Fannin County Children's Center, Inc.	CASA	\$30,030.00
Fannin	Fannin County Family Crisis Center, Inc.	SAPCS-Federal	\$30,112.00
Fannin	Fannin County Family Crisis Center, Inc.	SAPCS-State	\$71,615.00
Fort Bend	City of Sugar Land Police Department	VCLG	\$21,538.00
Fort Bend	Fort Bend County Child Advocates, Inc.	CAC	\$136,524.00
Fort Bend	Fort Bend County Child Advocates, Inc.	CASA	\$115,909.00
Fort Bend	Fort Bend County Child Advocates, Inc.	OVAG	\$50,000.00
Fort Bend	Fort Bend County Sheriff's Office	VCLG	\$37,035.00
Fort Bend	Fort Bend County Women's Center, Inc.	OVAG	\$50,000.00
Fort Bend	Fort Bend County Women's Center, Inc.	SAPCS-Federal	\$41,094.00
Fort Bend	Fort Bend County Women's Center, Inc.	SAPCS-State	\$29,900.00

Victim Assistance Programs Funded by County & Statewide

County	Name	Grant Type	Award
Franklin	Franklin County	VINE	\$6,739.00
Franklin	Sexual Assault Nurse Examiner (SANE)	SANE	\$56,368.00
Freestone	Freestone County	VINE	\$5,728.00
Freestone	Freestone County Sheriff's Office	VCLG	\$31,464.00
Gaines	Gaines County	VINE	\$8,707.00
Galveston	Advocacy Center for the Children of Galveston County	CAC	\$100,152.00
Galveston	Galveston County Criminal District Attorney's Office	VCLG	\$37,241.00
Galveston	Resource and Crisis Center of Galveston County, Texas, Inc.	CASA	\$49,635.00
Galveston	Resource and Crisis Center of Galveston County, Texas, Inc.	SAPCS-State	\$37,397.00
Garza	Garza County	VINE	\$6,739.00
Gonzales	Gonzales Regional Children's Advocacy Center	CAC	\$57,951.00
Gray	31st Judicial District Attorney's Office	VCLG	\$37,241.00
Gray	CASA of the High Plains	CASA	\$50,367.00
Gray	CASA of the High Plains	OVAG	\$26,601.00
Gray	Tralee Crisis Center for Women, Inc.	OVAG	\$40,555.00
Gray	Tralee Crisis Center for Women, Inc.	SAPCS-Federal	\$32,507.00
Gray	Tralee Crisis Center for Women, Inc.	SAPCS-State	\$24,622.00
Grayson	CASA of Grayson County	CASA	\$53,714.00
Grayson	Grayson County Children's Advocacy Center	CAC	\$74,257.00
Grayson	Grayson County Children's Advocacy Center	OVAG	\$37,750.00
Grayson	Grayson County Criminal District Attorney's Office	VCLG	\$37,241.00
Grayson	Grayson County Women's Crisis Line, Inc.	OVAG	\$50,000.00
Grayson	Grayson County Women's Crisis Line, Inc.	SAPCS-Federal	\$39,195.00
Grayson	Grayson County Women's Crisis Line, Inc.	SAPCS-State	\$29,722.00
Gregg	Children's Advocacy Center of Gregg and Harrison Counties/The Martin House	CAC	\$55,000.00
Gregg	East Texas Child Advocates, Inc.	CASA	\$84,321.00
Gregg	East Texas Child Advocates, Inc.	OVAG	\$45,000.00
Gregg	Gregg County	VINE	\$30,108.00
Gregg	Kilgore Community Crisis Center, Inc.	SAPCS-Federal	\$36,113.00
Gregg	Kilgore Community Crisis Center, Inc.	SAPCS-State	\$27,385.00
Gregg	Women's Center of East Texas, Inc.	SAPCS-Federal	\$34,489.00
Gregg	Women's Center of East Texas, Inc.	SAPCS-State	\$79,023.00
Grimes	Grimes County	VINE	\$6,739.00
Guadalupe	25th Judicial District Attorney's Office	OVAG	\$50,000.00
Guadalupe	City of Seguin Police Department	VCLG	\$28,176.00
Guadalupe	Guadalupe County Children's Advocacy Center	CAC	\$74,314.00
Guadalupe	Guadalupe Valley Family Violence Shelter, Inc.	OVAG	\$49,960.00
Hale	Crisis Center of the Plains	SAPCS-Federal	\$37,558.00
Hale	Crisis Center of the Plains	SAPCS-State	\$28,961.00
Hardin	Hardin County	SAPCS-Federal	\$33,109.00
Hardin	Hardin County	SAPCS-State	\$25,107.00
Hardin	Hardin County	VINE	\$1,920.00

30

Victim Assistance Programs Funded by County & Statewide

County	Name	Grant Type	Award
Harris	AVDA	CVCLS	\$65,000.00
Harris	AVDA	OVAG	\$48,643.00
Harris	Bay Area Turning Point, Inc.	SAPCS-Federal	\$39,479.00
Harris	Bay Area Turning Point, Inc.	SAPCS-State	\$29,938.00
Harris	Boat People S.O.S.	CVCLS	\$62,030.00
Harris	Catholic Charities of the Archdiocese of Galveston-Houston	CVCLS	\$30,000.00
Harris	Catholic Charities of the Archdiocese of Galveston-Houston	OVAG	\$50,000.00
Harris	Child Advocates, Inc.	CASA	\$490,905.00
Harris	Child Advocates, Inc.	OVAG	\$50,000.00
Harris	Children's Assessment Center	CAC	\$659,557.00
Harris	City of La Porte Police Department	VCLG	\$37,241.00
Harris	FamilyTime Crisis and Counseling Center	OVAG	\$50,000.00
Harris	FamilyTime Crisis and Counseling Center	SAPCS-Federal	\$37,408.00
Harris	FamilyTime Crisis and Counseling Center	SAPCS-State	\$28,367.00
Harris	Harris County	VINE	\$123,449.00
Harris	Houston Area Women's Center, Inc.	OVAG	\$50,000.00
Harris	Houston Area Women's Center, Inc.	SAPCS-Federal	\$101,484.00
Harris	Houston Area Women's Center, Inc.	SAPCS-State	\$78,208.00
Harris	Katy Christian Ministries	OVAG	\$50,000.00
Harris	Katy Christian Ministries	SAPCS-Federal	\$24,905.00
Harris	Katy Christian Ministries	SAPCS-State	\$18,303.00
Harris	Lone Star Legal Aid	CVCLS	\$462,184.00
Harris	MADD Southeast Texas Region	OVAG	\$50,000.00
Harris	Montrose Counseling Center, Inc.	OVAG	\$50,000.00
Harris	Montrose Counseling Center, Inc.	SAPCS-Federal	\$34,867.00
Harris	Montrose Counseling Center, Inc.	SAPCS-State	\$26,440.00
Harris	New Horizon Family Center	OVAG	\$50,000.00
Harris	New Horizon Family Center	SAPCS-Federal	\$34,334.00
Harris	New Horizon Family Center	SAPCS-State	\$26,036.00
Harris	Northwest Assistance Ministries	OVAG	\$49,924.00
Harris	The Bridge Over Troubled Waters, Inc.	OVAG	\$50,000.00
Harris	The Bridge Over Troubled Waters, Inc.	SAPCS-Federal	\$27,396.00
Harris	The Bridge Over Troubled Waters, Inc.	SAPCS-State	\$20,774.00
Harris	The Children's Assessment Center Foundation	OVAG	\$50,000.00
Harris	University of Houston Law Center	CVCLS	\$30,000.00
Harris	YMCA International	CVCLS	\$30,000.00
Harrison	CASA of Harrison County	CASA	\$45,818.00
Harrison	Harrison County	VINE	\$17,925.00
Harrison	Harrison County District Attorney's Office	OVAG	\$35,296.00
Hays	CASA of Central Texas	CASA	\$119,361.00
Hays	City of San Marcos Police Department	VCLG	\$37,241.00
Hays	Hays County Women's Center, Inc.	CAC	\$83,404.00

30

Victim Assistance Programs Funded by County & Statewide

County	Name	Grant Type	Award
Hays	Hays County Women's Center, Inc.	OVAG	\$50,000.00
Hays	Hays County Women's Center, Inc.	SAPCS-Federal	\$58,194.00
Hays	Hays County Women's Center, Inc.	SAPCS-State	\$44,129.00
Henderson	Court Appointed Special Advocates of Trinity Valley, Inc.	CASA	\$97,907.00
Henderson	Court Appointed Special Advocates of Trinity Valley, Inc.	OVAG	\$40,373.00
Henderson	The Henderson County HELP Center	CAC	\$68,159.00
Henderson	The Henderson County HELP Center	OVAG	\$50,000.00
Hidalgo	CASA of Hidalgo County	CASA	\$79,086.00
Hidalgo	Children's Advocacy Center of Hidalgo County, Inc.	CAC	\$177,351.00
Hidalgo	Children's Advocacy Center of Hidalgo County, Inc.	OVAG	\$50,000.00
Hidalgo	City of McAllen Police Department	VCLG	\$36,938.00
Hidalgo	City of Mission Police Department	OVAG	\$47,948.00
Hidalgo	Hidalgo County	VINE	\$30,108.00
Hidalgo	Hidalgo County District Attorney's Office	VCLG	\$37,241.00
Hidalgo	Hidalgo County Sheriff's Office	VCLG	\$37,241.00
Hidalgo	Oficina Legal del Pueblo Unido, Inc.	CVCLS	\$30,596.00
Hidalgo	Texas RioGrande Legal Aid, Inc. - Bi-National Project	CVCLS	\$169,909.00
Hidalgo	Texas RioGrande Legal Aid, Inc. - Demographic	CVCLS	\$459,182.00
Hidalgo	Women Together (Foundation), Inc.	OVAG	\$49,964.00
Hidalgo	Women Together (Foundation), Inc.	SAPCS-Federal	\$36,691.00
Hidalgo	Women Together (Foundation), Inc.	SAPCS-State	\$27,824.00
Hill	Hill County	VINE	\$17,925.00
Hood	Children's Advocacy Center of Hood and Somervell Counties	CAC	\$65,059.00
Hood	Children's Advocacy Center of Hood and Somervell Counties	OVAG	\$50,000.00
Hood	Hood County Sheriff's Office	VCLG	\$28,647.00
Hood	Mission Granbury, Inc.	CASA	\$32,366.00
Hood	Mission Granbury, Inc.	OVAG	\$49,995.00
Hood	Mission Granbury, Inc.	SAPCS-Federal	\$25,000.00
Hood	Mission Granbury, Inc.	SAPCS-State	\$15,000.00
Hopkins	Lake County CASA	CASA	\$47,622.00
Hopkins	Lake County CASA	OVAG	\$20,770.00
Houston	Houston County	VINE	\$4,773.00
Houston	Houston County Attorney's Office	VCLG	\$36,904.00
Houston	Houston/Trinity Counties Children's Advocacy Center, Inc.	CAC	\$61,820.00
Howard	Howard County	VINE	\$3,110.00
Howard	Rape Crisis Services of Big Spring	OVAG	\$50,000.00
Howard	Rape Crisis Services of Big Spring	SAPCS-State	\$19,349.00
Hunt	CASA for Hunt County	CASA	\$43,114.00
Hunt	Hunt County Rape Crisis Center, Inc.	CAC	\$68,920.00
Hunt	Hunt County Rape Crisis Center, Inc.	OVAG	\$50,000.00
Hunt	Hunt County Rape Crisis Center, Inc.	SAPCS-Federal	\$27,396.00
Hunt	Hunt County Rape Crisis Center, Inc.	SAPCS-State	\$20,774.00

30

Victim Assistance Programs Funded by County & Statewide

County	Name	Grant Type	Award
Hunt	Hunt County Sheriff's Office	VCLG	\$27,310.00
Hunt	Women In Need, Inc.	OVAG	\$50,000.00
Hutchinson	Hutchinson County Crisis Center, Inc.	OVAG	\$18,343.00
Hutchinson	Hutchinson County Crisis Center, Inc.	SAPCS-State	\$21,056.00
Jackson	Jackson County	VINE	\$8,230.00
Jasper	Jasper County Criminal District Attorney's Office	OVAG	\$49,383.00
Jefferson	Court Appointed Special Advocates of Southeast Texas, Inc.	CASA	\$86,143.00
Jefferson	Court Appointed Special Advocates of Southeast Texas, Inc.	OVAG	\$25,537.00
Jefferson	Family Services of Southeast Texas, Inc.	OVAG	\$50,000.00
Jefferson	Garth House Mickey Mehaffy Children's Advocacy Program, Inc.	CAC	\$125,616.00
Jefferson	Rape and Suicide Crisis of Southeast Texas, Inc.	OVAG	\$50,000.00
Jefferson	Rape and Suicide Crisis of Southeast Texas, Inc.	SAPCS-Federal	\$28,492.00
Jefferson	Rape and Suicide Crisis of Southeast Texas, Inc.	SAPCS-State	\$21,605.00
Jim Wells	79th Judicial District Attorney's Office	OVAG	\$46,485.00
Johnson	CASA of Johnson County, Inc.	CASA	\$69,139.00
Johnson	CASA of Johnson County, Inc.	OVAG	\$50,000.00
Johnson	Johnson County Children's Advocacy Center	CAC	\$80,008.00
Johnson	Johnson County Family Crisis Center	OVAG	\$50,000.00
Johnson	Johnson County Family Crisis Center	SAPCS-Federal	\$27,396.00
Johnson	Johnson County Family Crisis Center	SAPCS-State	\$20,774.00
Kaufman	Healing Hearts Ministry, Inc.	OVAG	\$47,943.00
Kaufman	Healing Hearts Ministry, Inc.	SAPCS-State	\$14,675.00
Kaufman	Kaufman County Children's Advocacy Center	CAC	\$70,061.00
Kaufman	Kaufman County Criminal District Attorney's Office	VCLG	\$37,241.00
Kerr	Hill Country CASA, Inc.	CASA	\$79,269.00
Kerr	Hill Country CASA, Inc.	OVAG	\$39,717.00
Kerr	Hill Country Crisis Council, Inc.	SAPCS-Federal	\$34,832.00
Kerr	Hill Country Crisis Council, Inc.	SAPCS-State	\$74,042.00
Kerr	Kid's Advocacy Place	CAC	\$74,937.00
Kleberg	CASA of Kleberg County	CASA	\$52,776.00
La Salle	La Salle County	VINE	\$6,739.00
Lamar	CASA for Kids, Inc.	CASA	\$50,471.00
Lamar	CASA for Kids, Inc.	OVAG	\$20,000.00
Lamar	Lamar County Attorney's Office	VCLG	\$37,158.00
Lamar	Paris Children's Advocacy Center	CAC	\$65,766.00
Lampasas	Lampasas County	VINE	\$23,799.00
Leon	Leon County District Attorney's Office	VCLG	\$20,000.00
Liberty	Bridgehaven Children's Advocacy Center	CAC	\$73,020.00
Liberty	CASA of Liberty and Chambers Counties	CASA	\$48,085.00
Limestone	Limestone County District Attorney's Office	VCLG	\$34,262.00
Llano	Court Appointed Special Advocates for the Highland Lakes Area	CASA	\$88,284.00
Llano	Court Appointed Special Advocates for the Highland Lakes Area	OVAG	\$50,000.00

30

Victim Assistance Programs Funded by County & Statewide

County	Name	Grant Type	Award
Lubbock	CASA of the South Plains, Inc.	CASA	\$235,114.00
Lubbock	CASA of the South Plains, Inc.	OVAG	\$49,798.00
Lubbock	Children's Advocacy Center of the South Plains, Texas, Inc.	CAC	\$111,141.00
Lubbock	Children's Advocacy Center of the South Plains, Texas, Inc.	OVAG	\$50,000.00
Lubbock	Legal Aid Society of Lubbock, Inc.	CVCLS	\$45,000.00
Lubbock	Legal Aid Society of Lubbock, Inc.	OVAG	\$50,000.00
Lubbock	Lubbock County Criminal District Attorney's Office	VCLG	\$20,000.00
Lubbock	Lubbock Rape Crisis Center	OVAG	\$50,000.00
Lubbock	Lubbock Rape Crisis Center	SAPCS-Federal	\$44,179.00
Lubbock	Lubbock Rape Crisis Center	SAPCS-State	\$33,502.00
Lubbock	Women's Protective Services of Lubbock, Inc.	OVAG	\$45,900.00
Mason	Bluebonnet CASA	CASA	\$27,443.00
Matagorda	City of Bay City Police Department	VCLG	\$37,241.00
Matagorda	Matagorda County CASA, Inc.	CASA	\$28,088.00
Matagorda	Matagorda County Women's Crisis Center, Inc.	OVAG	\$50,000.00
Matagorda	Matagorda County Women's Crisis Center, Inc.	SAPCS-State	\$21,065.00
McCulloch	Family Shelter of McCulloch County, Inc.	SAPCS-State	\$59,823.00
McCulloch	McCulloch County	VINE	\$6,739.00
McLennan	Advocacy Center for Crime Victims and Children	CAC	\$102,412.00
McLennan	Advocacy Center for Crime Victims and Children	OVAG	\$50,000.00
McLennan	Advocacy Center for Crime Victims and Children	SAPCS-Federal	\$75,948.00
McLennan	Advocacy Center for Crime Victims and Children	SAPCS-State	\$57,592.00
McLennan	CASA of McLennan & Hill Counties	CASA	\$81,484.00
McLennan	City of Waco Police Department	OVAG	\$50,000.00
McLennan	Family Abuse Center, Inc.	OVAG	\$50,000.00
McLennan	McLennan County	VINE	\$25,817.00
McLennan	McLennan County Criminal District Attorney's Office	VCLG	\$25,991.00
Medina	Bluebonnet Children's Center	CAC	\$67,249.00
Medina	Medina County	VINE	\$15,453.00
Medina	Tri-County CASA	CASA	\$37,598.00
Midland	CASA of West Texas	CASA	\$116,029.00
Midland	CASA of West Texas	OVAG	\$50,000.00
Midland	City of Midland Police Department	VCLG	\$35,289.00
Midland	Midland County	VINE	\$25,817.00
Midland	Midland County District Attorney's Office	VCLG	\$37,225.00
Midland	Midland County Sheriff's Office - Crisis Intervention Unit	OVAG	\$39,692.00
Midland	Midland Rape Crisis Center	CAC	\$77,495.00
Midland	Midland Rape Crisis Center	OVAG	\$50,000.00
Midland	Midland Rape Crisis Center	SAPCS-Federal	\$52,825.00
Midland	Midland Rape Crisis Center	SAPCS-State	\$40,058.00
Midland	Safe Place of the Permian Basin	OVAG	\$50,000.00
Milam	Milam County	VINE	\$6,739.00

30

Victim Assistance Programs Funded by County & Statewide

County	Name	Grant Type	Award
Mills	Mills County	VINE	\$12,258.00
Montgomery	Child Advocates of Montgomery County, Inc.	CASA	\$153,946.00
Montgomery	City of Patton Village Police Department	VCLG	\$36,551.00
Montgomery	Montgomery County Children's Advocacy Center, Inc.	CAC	\$135,424.00
Montgomery	Montgomery County Children's Advocacy Center, Inc.	OVAG	\$50,000.00
Montgomery	Montgomery County Women's Center, Inc.	CVCLS	\$54,500.00
Montgomery	Montgomery County Women's Center, Inc.	SAPCS-Federal	\$81,967.00
Montgomery	Montgomery County Women's Center, Inc.	SAPCS-State	\$62,161.00
Montgomery	Montgomery County	VINE	\$30,108.00
Moore	Moore County	VINE	\$5,728.00
Moore	Safe Place, Inc.	OVAG	\$49,998.00
Moore	Safe Place, Inc.	SAPCS-Federal	\$30,652.00
Moore	Safe Place, Inc.	SAPCS-State	\$24,713.00
Nacogdoches	Court Appointed Special Advocates of Deep East Texas	CASA	\$53,603.00
Nacogdoches	Court Appointed Special Advocates of Deep East Texas	OVAG	\$45,000.00
Nacogdoches	Nacogdoches County	VINE	\$17,925.00
Nacogdoches	Nacogdoches County District Attorney's Office	VCLG	\$37,241.00
Navarro	CASA of Navarro County	CASA	\$53,050.00
Navarro	Navarro County Children's Advocacy Center, Inc.	CAC	\$62,572.00
Navarro	Navarro County Children's Advocacy Center, Inc.	OVAG	\$46,240.00
Navarro	Navarro County District Attorney's Office	VCLG	\$37,241.00
Newton	Newton County	VINE	\$4,521.00
Newton	Newton County Criminal District Attorney's Office	VCLG	\$34,240.00
Nolan	32nd Judicial District Attorney's Office	VCLG	\$17,048.00
Nolan	Children Advocacy Centers of West Texas Inc.	OVAG	\$46,748.00
Nolan	Nolan County	VINE	\$5,728.00
Nolan	West Texas Children's Advocacy Center	CAC	\$62,941.00
Nueces	Court Appointed Special Advocates of Nueces County	CASA	\$102,401.00
Nueces	Court Appointed Special Advocates of Nueces County	OVAG	\$49,996.00
Nueces	Family Counseling Service of Corpus Christi, Texas, Inc.	OVAG	\$50,000.00
Nueces	Nueces County	VINE	\$25,817.00
Nueces	Nueces County Children's Advocacy Center	CAC	\$105,318.00
Nueces	Nueces County MHMR Community Center	OVAG	\$50,000.00
Nueces	Women's Shelter of South Texas	OVAG	\$50,000.00
Nueces	Women's Shelter of South Texas	SAPCS-Federal	\$52,739.00
Nueces	Women's Shelter of South Texas	SAPCS-State	\$39,992.00
Ochiltree	Panhandle Crisis Center, Inc.	OVAG	\$50,000.00
Ochiltree	Panhandle Crisis Center, Inc.	SAPCS-Federal	\$39,776.00
Ochiltree	Panhandle Crisis Center, Inc.	SAPCS-State	\$30,163.00
Orange	Advocates for Children, Inc.	CASA	\$61,739.00
Orange	Orange County	VINE	\$15,259.00
Palo Pinto	Palo Pinto County	VINE	\$17,925.00

Victim Assistance Programs Funded by County & Statewide

County	Name	Grant Type	Award
Parker	Court Appointed Special Advocates of Parker County	CASA	\$37,719.00
Parker	Court Appointed Special Advocates of Parker County	OVAG	\$41,207.00
Parker	Freedom House	OVAG	\$50,000.00
Parker	Freedom House	SAPCS-Federal	\$34,437.00
Parker	Freedom House	SAPCS-State	\$26,113.00
Pecos	Permian Basin Community Supervision and Corrections Department	OVAG	\$49,304.00
Polk	Childrenz HAVEN	CAC	\$35,000.00
Polk	Polk County	VINE	\$17,925.00
Polk	Polk County Criminal District Attorney's Office	VCLG	\$37,241.00
Potter	Amarillo Area CASA	CASA	\$112,374.00
Potter	Family Support Services of Amarillo	OVAG	\$49,963.00
Potter	Family Support Services of Amarillo	SAPCS-Federal	\$56,395.00
Potter	Family Support Services of Amarillo	SAPCS-State	\$42,764.00
Potter	Potter County District Attorney's Office	VCLG	\$37,241.00
Potter	The Bridge - Children's Advocacy Center	CAC	\$120,769.00
Presidio	Presidio County	VINE	\$6,739.00
Randall	Panhandle Assessment Center	OVAG	\$50,000.00
Randall	Randall County	VINE	\$17,925.00
Reagan	Reagan County	VINE	\$5,728.00
Refugio	Refugio County	VINE	\$6,739.00
Roberts	Roberts County Attorney's Office	VCLG	\$37,241.00
Robertson	Robertson County	VINE	\$4,773.00
Robertson	Robertson County Sheriff's Office	VCLG	\$37,241.00
Rockwall	Lone Star CASA, Inc.	CASA	\$48,617.00
Rockwall	Rockwall County	VINE	\$17,925.00
Rusk	Rusk County Attorney's Office	VCLG	\$20,000.00
Rusk	Rusk County Children's Advocacy Center, Inc.	CAC	\$67,029.00
Rusk	Rusk County Children's Advocacy Center, Inc.	OVAG	\$50,000.00
San Jacinto	San Jacinto County Criminal District Attorney's Office	VCLG	\$37,241.00
San Patricio	San Patricio County	VINE	\$2,666.00
Scurry	Gateway Family Services, Inc.	OVAG	\$49,751.00
Scurry	Gateway Family Services, Inc.	SAPCS-State	\$22,644.00
Shelby	Shelby County Children's Advocacy Center, Inc.	CAC	\$58,957.00
Smith	CASA for Kids of East Texas, Inc.	CASA	\$111,903.00
Smith	CASA for Kids of East Texas, Inc.	OVAG	\$50,000.00
Smith	Children's Advocacy Center of Smith County	CAC	\$86,577.00
Smith	Children's Advocacy Center of Smith County	OVAG	\$50,000.00
Smith	East Texas Crisis Center, Inc.	OVAG	\$49,383.00
Smith	East Texas Crisis Center, Inc.	SAPCS-Federal	\$42,157.00
Smith	East Texas Crisis Center, Inc.	SAPCS-State	\$31,698.00
Smith	MADD East Texas Region	OVAG	\$50,000.00
Smith	Smith County District Attorney's Office	VCLG	\$37,173.00

30

Victim Assistance Programs Funded by County & Statewide

County	Name	Grant Type	Award
Statewide	Arte Sana	SAPCS-State	\$55,751.00
Statewide	Children's Advocacy Centers of Texas, Inc.	CAC	\$1,019,880.00
Statewide	Children's Advocacy Centers of Texas, Inc.	OVAG	\$220,000.00
Statewide	Mothers Against Drunk Driving	OVAG	\$220,000.00
Statewide	National Council on Family Violence	OVAG	\$220,000.00
Statewide	Oficina Legal del Pueblo Unido, Inc.	OVAG	\$220,000.00
Statewide	Texas Advocacy Project, Inc.	OVAG	\$219,979.00
Statewide	Texas Advocacy Project, Inc.	SAPCS-State	\$52,500.00
Statewide	Texas Association Against Sexual Assault, Inc.	OVAG	\$220,000.00
Statewide	Texas Association Against Sexual Assault, Inc.	SAPCS-Federal	\$522,553.00
Statewide	Texas Association Against Sexual Assault, Inc.	SAPCS-State	\$149,734.00
Statewide	Texas Association Against Sexual Assault, Inc.	TAASA	\$375,000.00
Statewide	Texas CASA, Inc.	CASA	\$780,493.00
Statewide	Texas Department of Criminal Justice	VINE	\$477,110.00
Statewide	Texas Department of Public Safety	OVAG	\$204,024.00
Statewide	Texas Legal Services Center, Inc.	OVAG	\$199,250.00
Statewide	Texas RioGrande Legal Aid, Inc.	OVAG	\$220,000.00
Statewide	Texas RioGrande Legal Aid, Inc.	SAPCS-State	\$15,000.00
Statewide	The Supreme Court of Texas	CVCLS	\$52,500.00
Swisher	Swisher County	VINE	\$6,739.00
Tarrant	Alliance for Children, Inc.	CAC	\$320,117.00
Tarrant	Alliance for Children, Inc.	OVAG	\$45,208.00
Tarrant	CASA of Tarrant County, Inc.	CASA	\$193,990.00
Tarrant	City of Fort Worth Police Department	OVAG	\$50,000.00
Tarrant	City of Richland Hills Police Department	VCLG	\$37,241.00
Tarrant	Community Enrichment Center, Inc.	OVAG	\$50,000.00
Tarrant	Legal Aid of NorthWest Texas	CVCLS	\$510,185.00
Tarrant	Legal Aid of NorthWest Texas	OVAG	\$50,000.00
Tarrant	SafeHaven of Tarrant County	OVAG	\$50,000.00
Tarrant	Tarrant County	VINE	\$81,500.00
Tarrant	Tarrant County Criminal District Attorney's Office	OVAG	\$50,000.00
Tarrant	The Women's Center of Tarrant County, Inc.	OVAG	\$50,000.00
Tarrant	The Women's Center of Tarrant County, Inc.	SAPCS-Federal	\$100,000.00
Tarrant	The Women's Center of Tarrant County, Inc.	SAPCS-State	\$77,695.00
Taylor	Abilene/Taylor County Child Advocacy Center	CAC	\$75,749.00
Taylor	City of Abilene Police Department (Child Advocacy Center)	OVAG	\$47,379.00
Taylor	Noah Project, Inc.	SAPCS-State	\$50,000.00
Taylor	Regional Crime Victim Crisis Center	OVAG	\$50,000.00
Taylor	Regional Crime Victim Crisis Center	SAPCS-Federal	\$43,724.00
Taylor	Regional Crime Victim Crisis Center	SAPCS-State	\$33,157.00
Taylor	Taylor County District Attorney's Office	VCLG	\$37,241.00
Terry	Terry County	VINE	\$6,739.00

30

Victim Assistance Programs Funded by County & Statewide

County	Name	Grant Type	Award
Terry	Terry County and District Attorney's Office	VCLG	\$37,241.00
Titus	Shelter Agencies for Families in East Texas, Inc.	OVAG	\$50,000.00
Titus	Shelter Agencies for Families in East Texas, Inc.	SAPCS-Federal	\$28,204.00
Titus	Shelter Agencies for Families in East Texas, Inc.	SAPCS-State	\$21,388.00
Titus	Titus County	VINE	\$6,739.00
Tom Green	Children's Advocacy Center of Tom Green County, Inc.	CAC	\$72,368.00
Tom Green	Children's Advocacy Center of Tom Green County, Inc.	CASA	\$89,324.00
Tom Green	Children's Advocacy Center of Tom Green County, Inc.	OVAG	\$40,710.00
Tom Green	Concho Valley Rape Crisis Center	OVAG	\$49,995.00
Tom Green	Concho Valley Rape Crisis Center	SAPCS-Federal	\$45,218.00
Tom Green	Concho Valley Rape Crisis Center	SAPCS-State	\$26,196.00
Tom Green	The Institute of Cognitive Development, Inc.	OVAG	\$44,125.00
Tom Green	Tom Green County Attorney's Office	VCLG	\$20,000.00
Tom Green	Tom Green County District Attorney's Office	VCLG	\$36,596.00
Tom Green	Tom Green County Sheriff's Office	OVAG	\$49,589.00
Travis	Advocacy, Inc. - Low Income	CVCLS	\$45,894.00
Travis	American Gateways	OVAG	\$50,000.00
Travis	Austin Child Guidance Center	OVAG	\$26,237.00
Travis	Center for Child Protection	CAC	\$203,244.00
Travis	Center for Child Protection	OVAG	\$50,000.00
Travis	Court Appointed Special Advocates of Travis County	CASA	\$342,681.00
Travis	Court Appointed Special Advocates of Travis County	OVAG	\$50,000.00
Travis	Family Eldercare, Inc.	OVAG	\$50,000.00
Travis	For the Love of Christi, Inc.	OVAG	\$50,000.00
Travis	MADD State/Central Texas Region	OVAG	\$50,000.00
Travis	Oficina Legal del Pueblo Unido - Texas Civil Rights Project	CVCLS	\$66,621.00
Travis	Political Asylum Project of Austin, Texas, Inc.	CVCLS	\$30,435.00
Travis	Texas Legal Services Center, Inc.	CVCLS	\$98,315.00
Travis	The Austin Academy	OVAG	\$49,979.00
Travis	Travis County	VINE	\$48,789.00
Travis	Travis County Attorney's Office	OVAG	\$49,963.00
Travis	Travis County District Attorney's Office	VCLG	\$37,241.00
Travis	Travis County Domestic Violence and Sexual Assault Survival Center, Inc.	OVAG	\$50,000.00
Travis	Travis County Domestic Violence and Sexual Assault Survival Center, Inc.	SAPCS-Federal	\$71,869.00
Travis	Travis County Domestic Violence and Sexual Assault Survival Center, Inc.	SAPCS-State	\$54,499.00
Travis	Volunteer Legal Services of Central Texas	CVCLS	\$28,047.00
Trinity	258th District Attorney's Office	VCLG	\$37,241.00
Trinity	Trinity County	VINE	\$6,739.00
Tyler	Tyler County	VINE	\$4,493.00
Upshur	Upshur County	VINE	\$17,925.00
Upton	Upton County	VINE	\$4,773.00
Uvalde	Uvalde County	VINE	\$5,728.00

30

Victim Assistance Programs Funded by County & Statewide

County	Name	Grant Type	Award
Uvalde	Uvalde County Attorney's Office	VCLG	\$37,241.00
Van Zandt	Children's Advocacy Center of Van Zandt County	CAC	\$63,065.00
Van Zandt	Van Zandt County	VINE	\$17,925.00
Victoria	Golden Crescent CASA	CASA	\$72,751.00
Victoria	Hope of South Texas, Inc.	CAC	\$68,350.00
Victoria	Hope of South Texas, Inc.	OVAG	\$50,000.00
Victoria	Hope of South Texas, Inc.	SAPCS-Federal	\$49,492.00
Victoria	Hope of South Texas, Inc.	SAPCS-State	\$37,531.00
Victoria	Mid-Coast Family Services, Inc.	OVAG	\$50,000.00
Victoria	Victoria County Criminal District Attorney's Office	VCLG	\$37,241.00
Victoria	Victoria County Sheriff's Office	VCLG	\$37,241.00
Walker	CASA of Walker County	CASA	\$47,494.00
Walker	Walker County	VINE	\$17,925.00
Walker	Walker County Family Violence Council, Inc.	OVAG	\$50,000.00
Walker	Walker County Family Violence Council, Inc.	SAPCS-Federal	\$43,907.00
Walker	Walker County Family Violence Council, Inc.	SAPCS-State	\$116,284.00
Waller	Focusing Families	SAPCS-State	\$18,886.00
Waller	Waller County	VINE	\$17,925.00
Ward	143rd Judicial District Community Supervision & Correction Department	OVAG	\$49,655.00
Washington	Court Appointed Special Advocates for Kids of Austin, Waller & Washington Counties	CASA	\$40,055.00
Washington	Court Appointed Special Advocates for Kids of Austin, Waller and Washington Counties	OVAG	\$43,195.00
Washington	Washington County	VINE	\$17,925.00
Webb	Children's Advocacy Center of Laredo-Webb County	CAC	\$92,920.00
Webb	Children's Advocacy Center of Laredo-Webb County	OVAG	\$40,804.00
Webb	Serving Children and Adolescents in Need, Inc.	SAPCS-Federal	\$18,750.00
Webb	Serving Children and Adolescents in Need, Inc.	SAPCS-State	\$40,878.00
Webb	Voz de Ninos	CASA	\$19,098.00
Webb	Webb County	VINE	\$30,108.00
Webb	Webb County Sheriff's Office	OVAG	\$50,000.00
Wharton	Wharton County District Attorney's Office	VCLG	\$20,000.00
Wichita	Child Advocates CASA of Archer, Clay, Montague & Wichita Counties	CASA	\$77,403.00
Wichita	Child Advocates CASA of Archer, Clay, Montague & Wichita Counties	OVAG	\$49,993.00
Wichita	First Step of Wichita Falls, Inc.	SAPCS-State	\$110,505.00
Wichita	Patsy's House Children's Advocacy Center, Inc.	CAC	\$82,112.00
Wichita	Wichita County	VINE	\$25,817.00
Williamson	CASA of Williamson County	CASA	\$2,617.00
Williamson	City of Cedar Park Police Department	VCLG	\$37,241.00
Williamson	Sexual Assault Nurse Examiner (SANE)	SANE	\$24,259.00
Williamson	Williamson County	VINE	\$30,108.00
Williamson	Williamson County Children's Advocacy Center	CAC	\$114,690.00

30

Victim Assistance Programs Funded by County & Statewide

County	Name	Grant Type	Award
Williamson	Williamson County Crisis Center	OVAG	\$50,000.00
Williamson	Williamson County Crisis Center	SAPCS-Federal	\$52,720.00
Williamson	Williamson County Crisis Center	SAPCS-State	\$39,977.00
Wise	CASA of Wise County	CASA	\$31,319.00
Wise	Wise County Domestic Violence Task Force	OVAG	\$50,000.00
Wise	Wise County Domestic Violence Task Force	SAPCS-Federal	\$22,213.00
Wise	Wise County Domestic Violence Task Force	SAPCS-State	\$13,500.00
Wood	Northeast Texas Child Advocacy Center, Inc.	CAC	\$84,280.00
Wood	Northeast Texas Child Advocacy Center, Inc.	OVAG	\$50,000.00
Wood	Wood County	VINE	\$17,925.00
Young	North Star CASA	CASA	\$26,257.00
Young	Virginia's House, A Family Resource Center	CAC	\$60,312.00
Zapata	Zapata County	VINE	\$5,728.00



ATTORNEY GENERAL OF TEXAS
GREG ABBOTT