



FUNDING REPORT

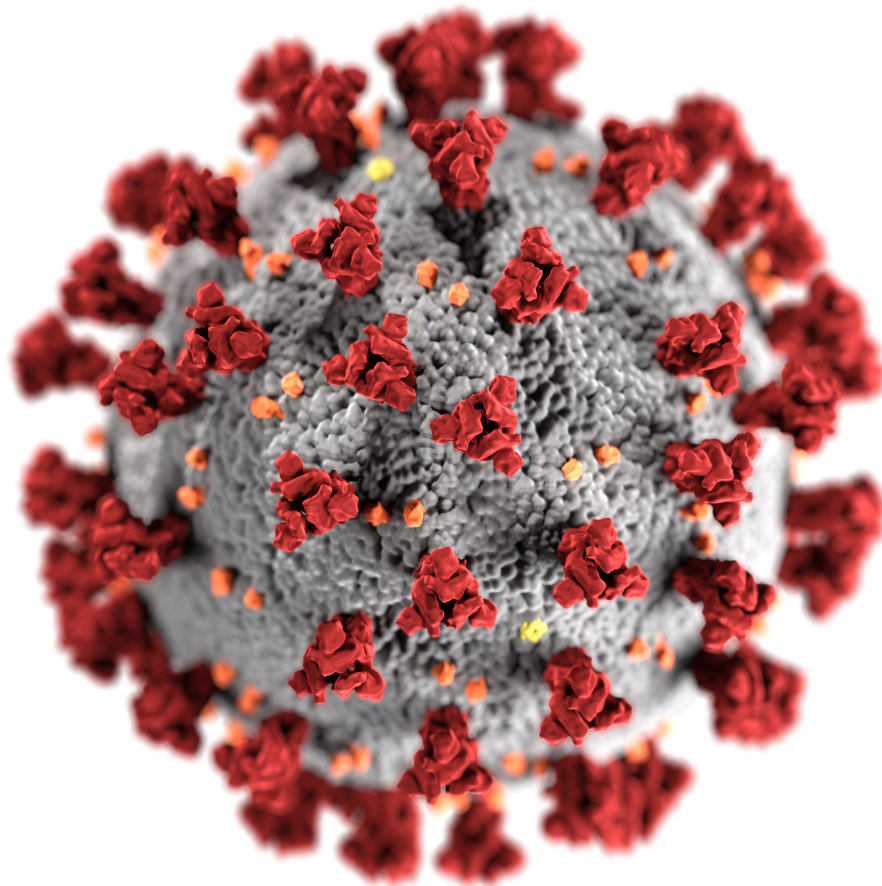
2020-2021

TABLE OF CONTENTS

- I. Cover Page
- II. Table of Contents
- III. COVID-19 Timeline
- IV. COVID-19 2020 Funding Summary
- V. 2020 Santa Barbara Funding Demographics
- VI. 2020 Ventura County Funding Demographics
- VII. COVID-19 2021 Funding Summary
- VIII. 2021 Santa Barbara Funding Demographics
- IX. 2021 Ventura County Funding Demographics
- X. 805 UndocuFund 20/21 Funding Summary
- XI. Donate



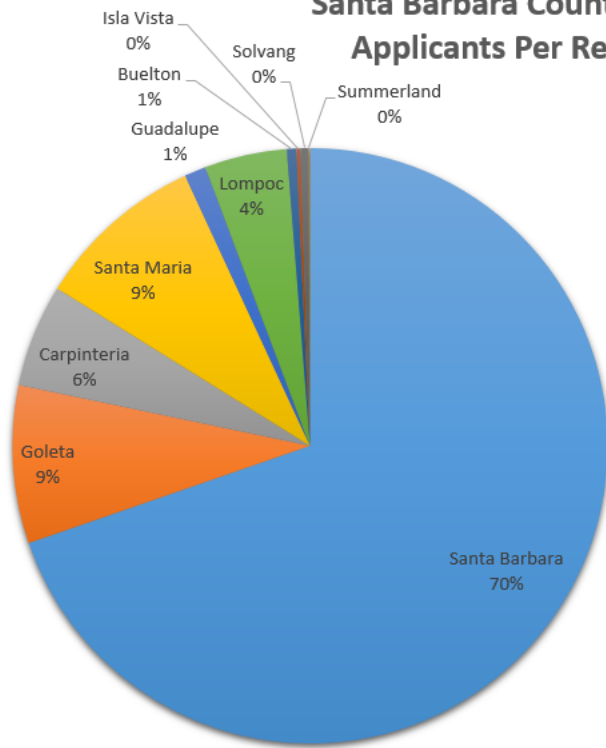
- March 6, 2020-Ventura County Public Health Reports one Presumptive Positive Case
- March 15, 2020-First Positive Case of COVID-19 Confirmed in Santa Barbara County
- March 20, 2021-Governor Newsom Issues Stay at Home Executive Order
- May 1, 2020-COVID Testing Begins in Santa Barbara County
- May 3, 2020- Ventura County Expands COVID-19 Testing
- April 1, 2021-Individuals 50 or Older Eligible for Vaccine
- April 15, 2021-Individuals 16 or Older Eligible for Vaccine
- May 13, 2021-Vaccine Available for youth Ages 12-15



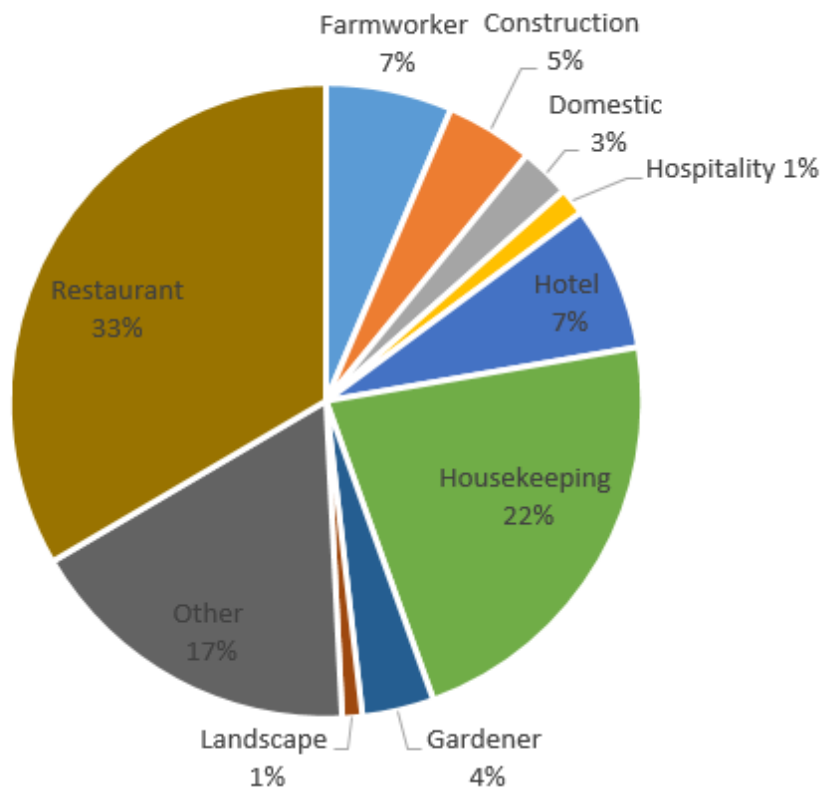
- Total Weekly Check Distributions (April 2020-January 2021): 30
- Total Distribution Amount: \$2.9 Million
- Average Grant Received: \$1,021.43
- Total Households Served: 2,845
- Kids Under 18 Served: 5,863
- Total Number of Individuals Served: 8,708
- Ventura County Households Served: 1,541
- Santa Barbara County Households Served: 1,314
- Total Number of Volunteers: 295
- Total Number of Volunteer Hours: 1,745

	Distribution Date	Distribution Amount	Household Served	Kids under 18	Total # Individuals	#VC Households	#SB Households	# of Volunteers	# Volunteer Hours	
1	COVID19	April 23, 2020	\$244,360.00	298	582	298	298			
2				908						
3										
4	COVID-19	May 8, 2020	\$56,100.00	49	49	13	36	60	400	
5	COVID-19	May 15, 2020	\$45,700.00	40	40	12	28	55	350	
6	COVID-19	May 29, 2020	\$220,400.00	197	197	53	144	50	250	
7	COVID-19	June 5, 2020	\$115,200.00	105	105	76	29	30	150	
8	COVID-19	June 12, 2020	\$106,800.00	101	510	611	32	69	25	140
9	COVID-19	June 19, 2020	\$99,000.00	101	391	492	39	62	20	130
10	COVID-19	June 26, 2020	\$53,500.00	50	72	122	12	38	30	150
11	COVID-19	July 17, 2020	\$101,800.00	99	154	253	37	62	15	100
12	COVID-19	July 17, 2020	\$380,400.00	316	742	1058	305	11	10	75
13	COVID-19	July 24, 2020	\$86,100.00	80	123	203	6	74		Camposino List
14	COVID-19	July 31, 2020	\$73,700.00	69	106	175	27	42		
15	COVID-19	August 7, 2020	\$50,100.00	50	109	159	28	22		
16	COVID-19	August 21, 2020	\$86,700.00	80	138	218	50	30		
17	COVID-19	August 28, 2020	\$88,700.00	82	173	255	78	4		
18	COVID-19	September 4, 2020	\$95,400.00	85	112	197	26	59		
19	COVID-19	September 11, 2020	\$73,300.00	69	119	188	21	48		
20	COVID-19	September 18, 2020	\$100,200.00	87	121	208	15	72		
21	COVID-19	September 25, 2020	\$93,400.00	79	121	200	30	49		
22	COVID-19	October 2, 2020	\$94,800.00	79	114	193	32	47		
23	COVID-19	October 9, 2020	\$74,900.00	63	91	154	24	39		
24	COVID-19	October 16, 2020	\$67,000.00	57	94	151	17	40		
25	COVID-19	October 23, 2020	\$92,200.00	78	158	236	43	35		
26	COVID-19	October 30, 2020	\$33,500.00	67	129	196	40	37		
27	COVID-19	November 6, 2020	\$45,000.00	90	157	247	51	39		
28	COVID-19	November 13, 2020	\$36,000.00	72	130	202	16	56		
29	COVID-19	November 20, 2020	\$33,700.00	66	114	180	33	33		
30	COVID-19	December 4, 2020	\$102,600.00	96	146	242	50	46		
31	COVID-19	December 11, 2020	\$46,100.00	39	65	104	24	15		
32	COVID-19	January 15, 2021	\$109,300.00	101	184	285	53	48		
33	Total		\$2,905,960.00	2845	5863	8708	1541	1314	295	1745
34	Avg. 805UF Grant		\$1,021.43							

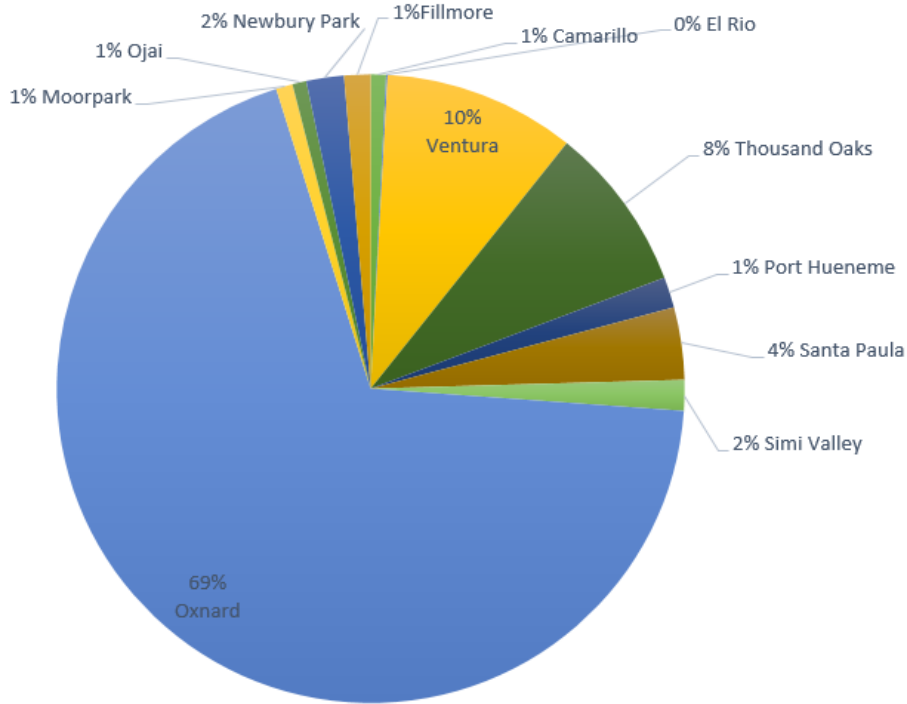
Santa Barbara County 2020 Applicants Per Region



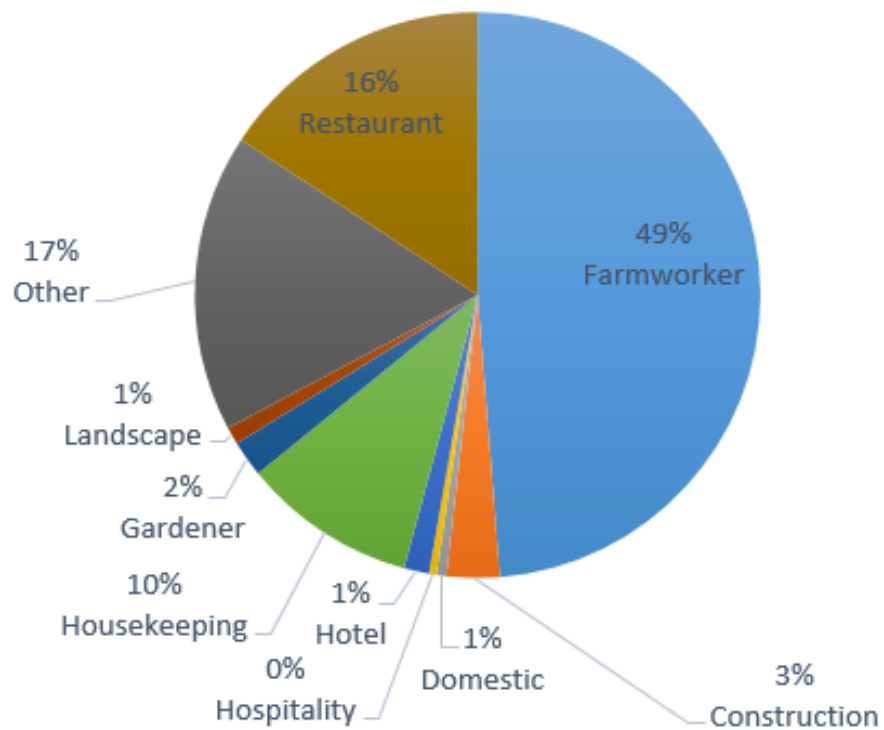
Santa Barbara County 2020 Job Sector



Ventura County 2020 Applicants Per Region



Ventura County 2020 Job Sector

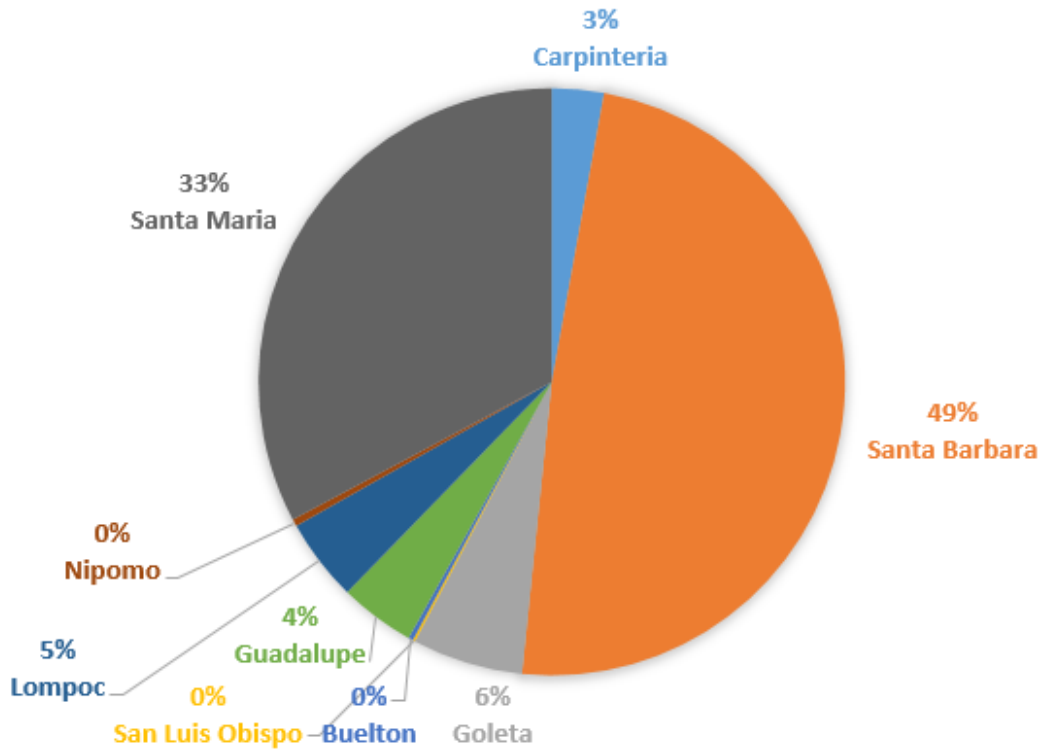


COVID-19 2021 FUNDING SUMMARY

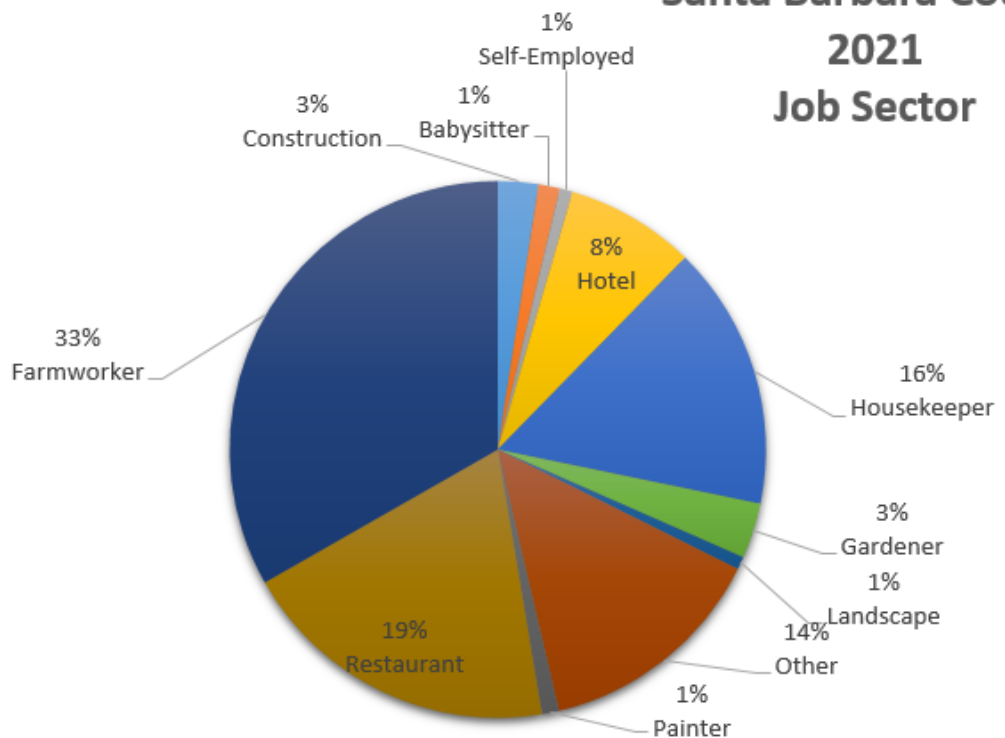
- Total Weekly Check Distributions (February 2021-July 2021): 16
- Total Distribution Amount: \$3.1 Million
- Average Grant Received: \$1,959.43
- Total Households Served: 1,617
- Kids Under 18 Served: 3,117
- Total Number of Individuals Served: 4,733
- Ventura County Households Served: 825
- Santa Barbara County Households Served: 792

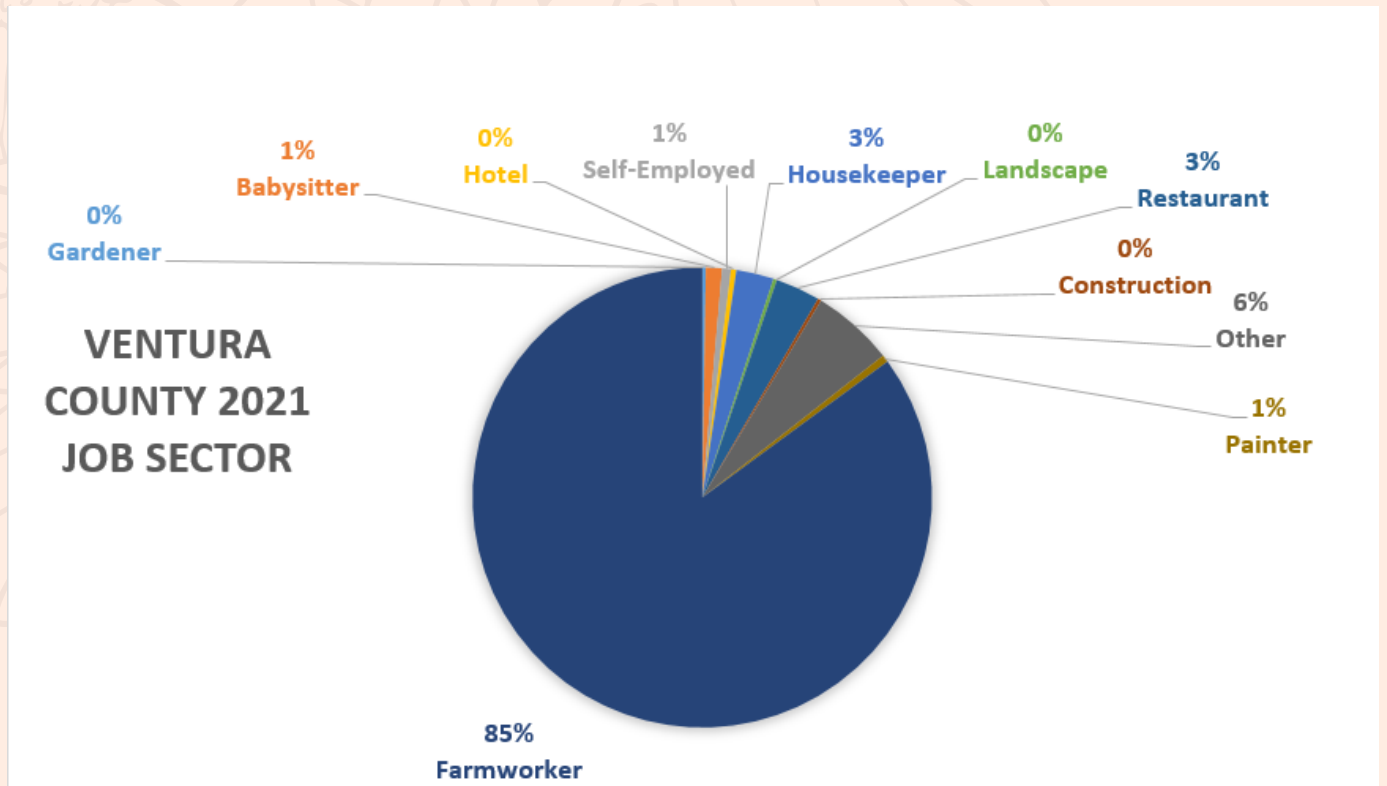
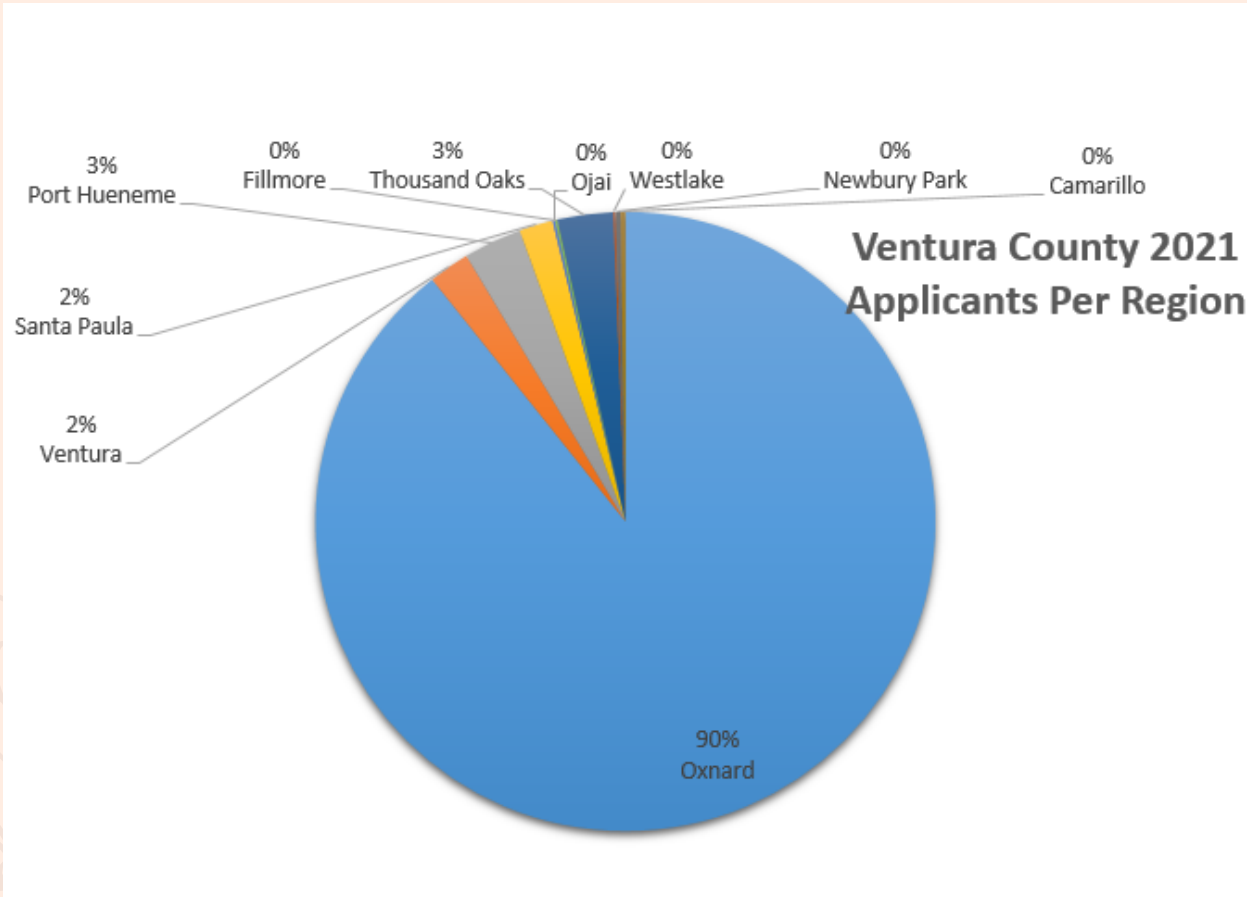
	Distribution Date	Distribution Amount	Household Served	Kids under 18	Total # Individuals	#VC Households	#SB Households	# of Volunteers	# Volunteer Hours
COVID-19	02/12/21	\$54,200.00	51	85	136	27	24	0	0
COVID-19	02/19/21	\$67,600.00	35	78	112	23	12	0	0
COVID-19	02/26/21	\$248,000.00	125	262	387	65	60	0	0
COVID-19	03/05/21	\$239,200.00	120	246	367	57	63	0	0
COVID-19	3/12/2021	\$274,500.00	140	328	467	75	65	0	0
COVID-19	3/19/2021	\$266,500.00	136	289	425	62	74	0	0
COVID-19	3/26/2021	\$278,400.00	140	249	389	68	72	0	0
COVID-19	4/2/2021	\$282,000.00	141	121	262	76	65	0	0
COVID-19	4/9/2021	\$228,000.00	114	234	348	53	61	0	0
COVID-19	4/16/2021	\$268,000.00	134	259	393	62	72	0	0
COVID-19	4/23/2021	\$162,000.00	81	186	267	40	41	0	0
COVID-19	5/7/2021	\$120,000.00	60	151	211	30	30	0	0
COVID-19	6/11/2021	\$56,000.00	28	43	71	8	20	0	0
COVID-19	6/25/21	\$66,000.00	33	51	84	0	33	0	0
COVID-19	07/02/21	\$498,000.00	249	535	784	164	85	0	0
COVID-19	07/23/21	\$60,000	30	0	30	15	15	0	0
2021 COVID19 Disbursement		\$3,168,400.00	1617	3117	4733	825	792		
Total 2020 Disbursements		\$2,905,960.00	2845	5863	8708	1541	1314		
Total COVID19 Disbursement:		\$6,074,360.00	4462	8980	13441	2366	2106	0	0
Average grant, 2021		\$1,959.43							
Average grant, COVID19 Response		\$1,361.35							

SANTA BARBARA COUNTY 2021 APPLICANTS PER REGION



Santa Barbara County 2021 Job Sector





**COVID - 19
2020/2021
SUMMARY**

From April 23, 2020-July 23, 2021,
the 805 UndocuFund Funded:

13,441

Total Number of
Individuals

\$6,074,360

COVID-19 Total Amount Distributed

4,462

Households Served

10

Total Number of
UnodcuFund
Employees

8,980

Kids Under 18

\$1M

Biggest Donation Received

\$1,959

Average Grant Amount

2,366

Total Number of Ventura
County Households Served

2,106

Total Number of Santa
Barbara County Households
Served

295

Total Number of
Volunteers

1,745

Total Number of
Volunteer Hours



www.805undocufund.org

Donate online at:

www.805undocufund.org/donate/

Donations over \$1,000 are preferable by check.

Please make checks out to **Ventura County Community Foundation** and write 805 Undocufund in the memo line.

Checks can be mailed to 4001 Mission Oaks Blvd, Suite A, Camarillo, CA 93012.

Your donation is tax deductible. Ventura County Community Foundation's tax identification number is 77-0165029.