



---

# FUNDING REPORT

---

2019-2020

---

## TABLE OF CONTENTS

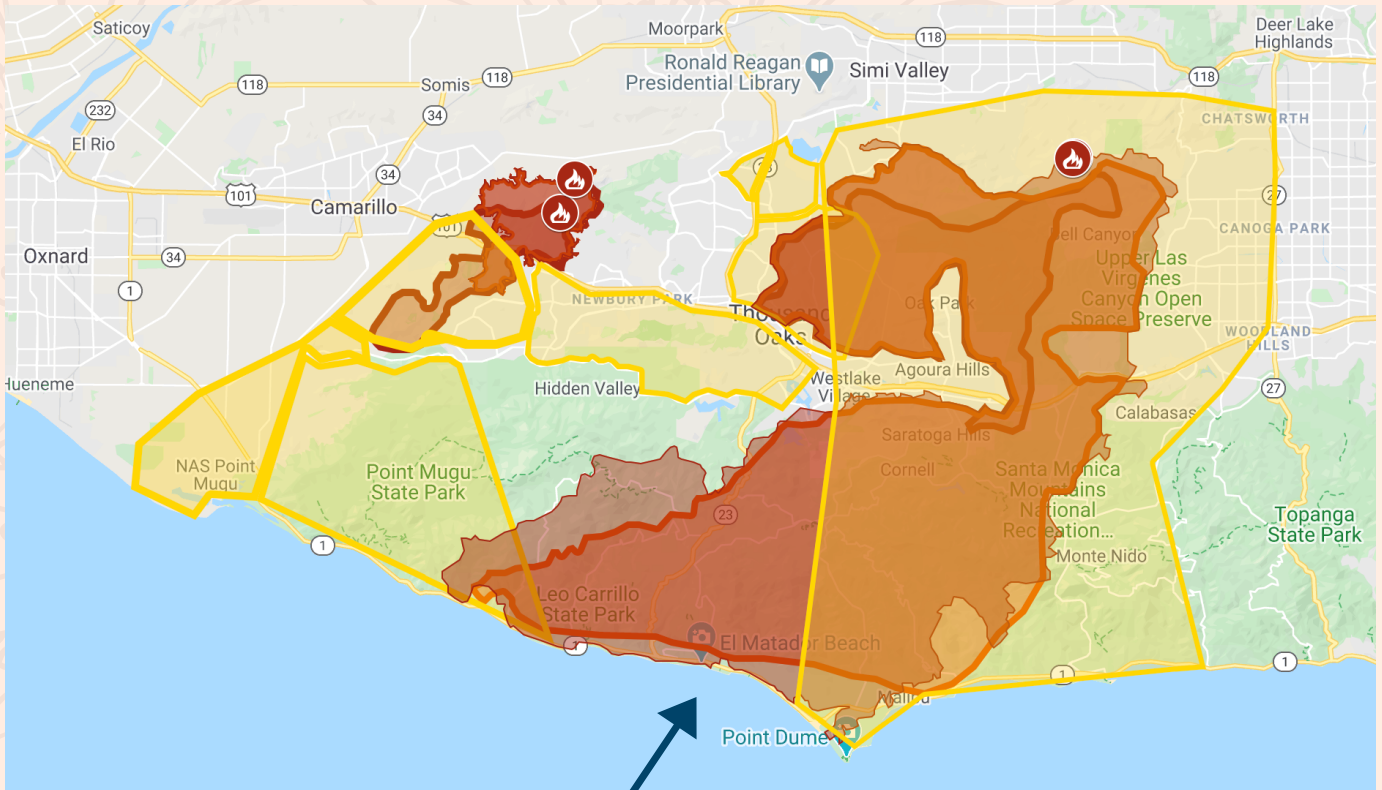
---

- I. Table of Contents
- II. Woolsey Fire Impact Summary
- III. Hill Fire Impact Summary
- IV. Woolsey-Hill Funding Summary
- V. Woolsey-Hill Funding Demographics
- VI. Woolsey-Hill Volunteer Summary
- VII. Easy Fire Impact Summary
- VIII. Maria Fire Impact Summary
- IX. Easy-Maria Funding Summary
- X. Easy-Maria Funding Demographics
- XI. Easy-Maria Wildfire Smoke Standard Protections
- XII. 805 UndocuFund Paid Hours Summary
- XIII. 805 UndocuFund All-time Funding Summary
- XIV. 805 UndocuFund All-time Funding Map
- XV. Donate



# WOOLSEY FIRE

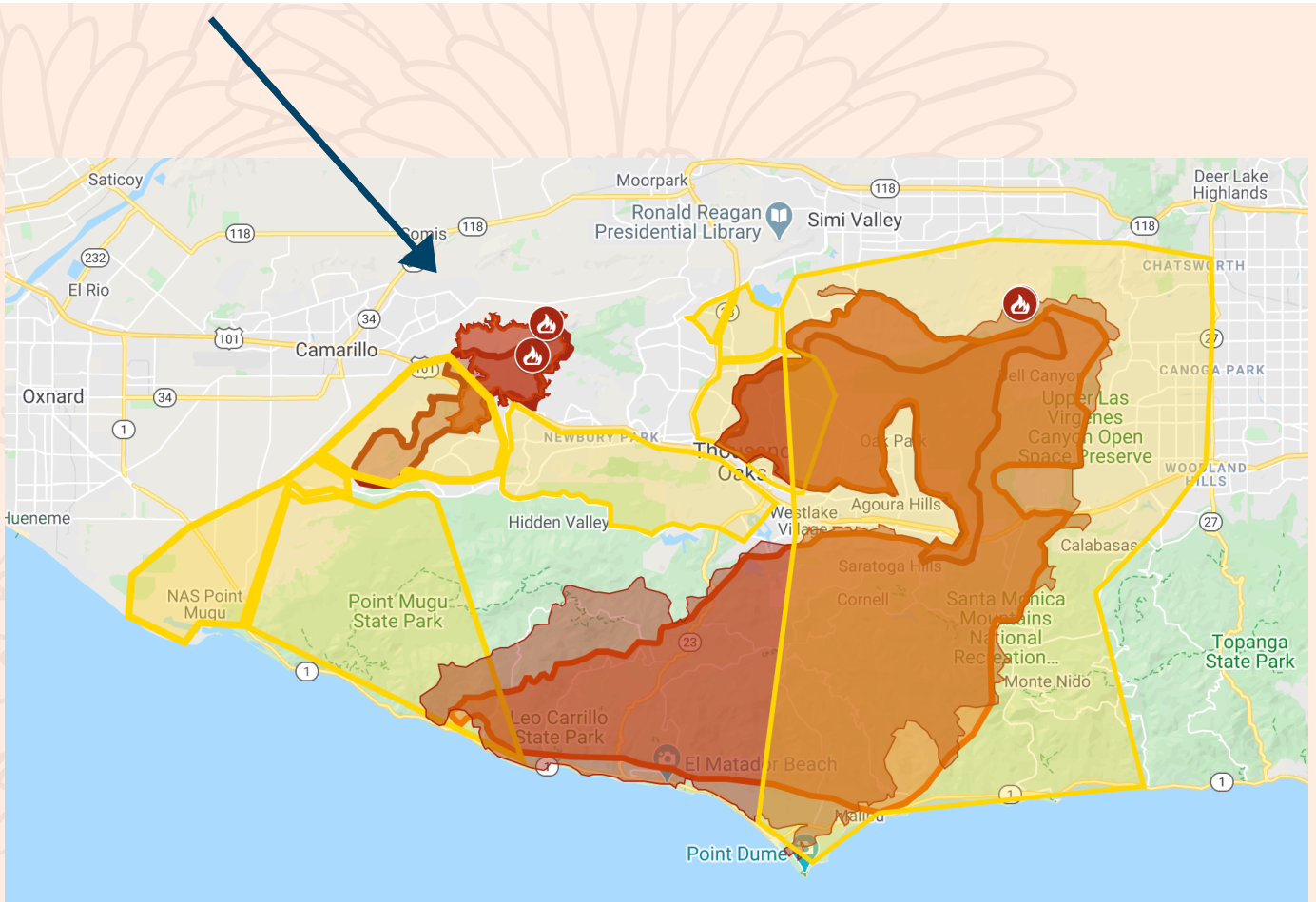
- Fire Started: November 8, 2018
- Start time: 2:24 pm
- Location: South of Simi Valley
- Evacuations: 295,000 residents
- Fully Contained: January 4, 2019
- Acres Burned: 96,949
- Structures Destroyed: 1,643



**Yellow: Evacuation Zone**  
**Red: Fire Zone**

# HILL FIRE

- Fire Started: November 8, 2018
- Start time: 2:03 pm
- Location: Santa Rosa Valley
- Evacuations: 17,000 residents
- Fully Contained: January 4, 2019
- Acres Burned: 4,531
- Structures Destroyed: n/a



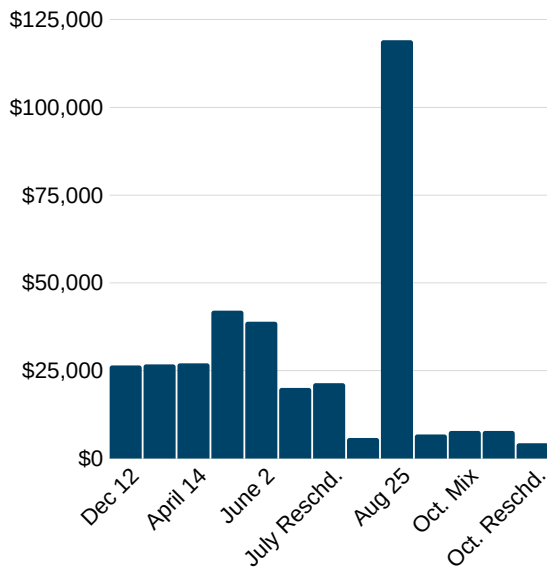
**Yellow: Evacuation Zone**  
**Red: Fire Zone**

Opened: November 19, 2018  
 Total cases served: 386  
 Total individuals served: 1786  
 Total undocumented individuals served: 835  
 Assistance clinics held: 13

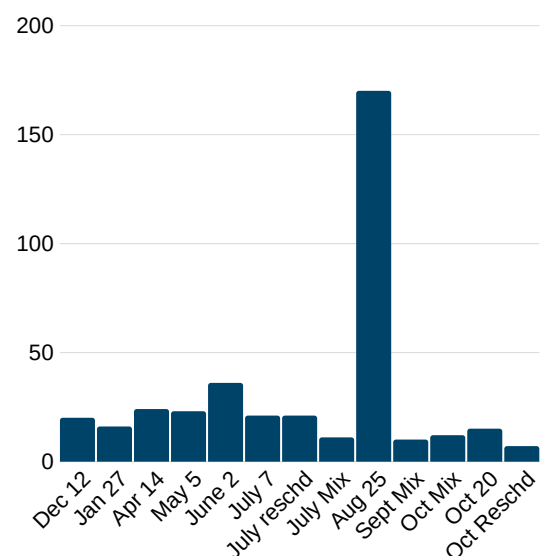
Funding period: December 2018 - November 2019  
 Total disbursed: \$353,550.00  
 Average allocation per family: \$925.52  
 Average family size: 4.68

Clinics	Location	Scheduled Appointments	Completed Appointments	Total Eligible Applicants	Total Disbursed	Average Disbursed	Total Volunteers	Paid Mixteco Interpreters	People Served	Undocumented People Served	Mixteco Speakers Served	Children Served	Average Family Size	
Dec 12	Thousand Oaks	n/a	20	20	\$26,400.00	\$1,320.00	n/a	n/a	79	38	0	43	3.95	
Jan 27	Thousand Oaks	n/a	16	16	\$26,700.00	\$1,668.75	n/a	n/a	60	27	0	40	3.75	
Apr 14	Oxnard	27	24	24	\$27,000.00	\$1,125.00	7	0	118	51	0	79	4.92	
May 5	Oxnard	25	23	23	\$42,000.00	\$1,826.09	5	0	112	49	0	68	4.87	
June 2	Oxnard	43	36	36	\$38,850.00	\$1,079.17	7	0	170	75	2	108	4.72	
July 7	Oxnard	50	21	21	\$20,000.00	\$952.38	8	0	88	48	10	51	4.19	
July reschedules	Oxnard	22	21	21	\$21,350.00	\$1,016.67	0	0	109	48	4	70	5.19	
July Mixteco Interviews	Oxnard	12	11	11	\$5,750.00	\$522.73	0	0	50	25	11	38	4.55	
Aug 25	Oxnard	200	170	166	\$119,000.00	\$700.00	38	4	841	379	68	550	4.95	
Sept Mixteco Interviews	Oxnard	16	10	10	\$6,750.00	\$675.00	0	0	53	22	10	35	5.30	
Oct Mixteco Interviews	Oxnard	16	12	12	\$7,750.00	\$645.83	0	0	50	26	12	30	4.17	
Oct 20	Oxnard	24	15	15	\$7,750.00	\$516.67	10	0	56	31	4	36	3.73	
Oct Reschedules	Oxnard	10	7	7	\$4,250.00	\$607.14	0	0	34	16	2	20	4.86	
<b>Master Totals</b>				<b>386</b>	<b>382</b>	<b>\$353,550.00</b>	<b>\$925.52</b>	<b>75</b>	<b>4</b>	<b>1786</b>	<b>835</b>	<b>123</b>	<b>1168</b>	<b>4.68</b>

Disbursements per clinic



Applicants per clinic



84% of people funded live in Oxnard

City	Count
Agoura Hills	1
Camarillo	2
Malibu	5
Moorpark	2
Newbury Park	2
Oxnard	326
Port Hueneme	2
Santa Paula	1
Simi Valley	2
Thousand Oaks	39
Westlake Village	4
<b>Grand Total</b>	<b>386</b>

Employment Sector	Count
Campesina/o	448
Cleaners	1
Construcción	6
Domestico	15
Hospitalidad	10
Jardinero/Landscape	16
Mantenimiento	1
Pintor	1
Restaurante	16
Servicio	27
Temporal	1
Ventas	3
<b>Grand Total</b>	<b>545</b>

Farmworkers made up 82% of the people that were funded

18% of all farmworkers funded were employed by Reiter Brothers

Employer	Count
AG Land Inc	9
B & S Staffing Inc	8
Cande's Farms Inc	6
Capri Farms LLC	10
Catalinos Berry Farms LLC	10
Colorado Farms LLC	25
Crisalida Berry Farms LLC	8
Del Sol Harvesting	6
Eat Sweet Farms LLC	17
Etchandy Farms LLC	21
Gama Berry Farms LLC	7
Gull Island Farm LLC	17
ITO Brothers Inc	11
Laguna Farms LLC	43
Las Posas Berry Farms LLC	3
Marz Farms Inc	5
Mugu Farms	27
NB Farms Inc	3
Pac-Man General Partnership	14
Pacific Berry Farms	5
Real Farming LLC	11
Reiter Brothers	52
Santa Clara Farms	5
Santa Rosa Berry Farms	5
Saticoy Berry Farms	5
Silent Springs LLC	5
Tres Hijas Berry Farms	12
United Growers Berry Farms	19
West Coast Berry Farms LLC	3
Western Berries LLC	3
Other	68
<b>Grand Total</b>	<b>443</b>

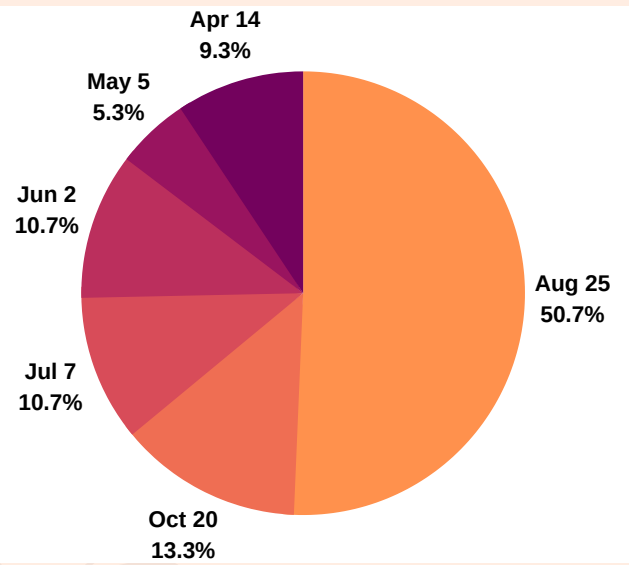


# Volunteer Summary

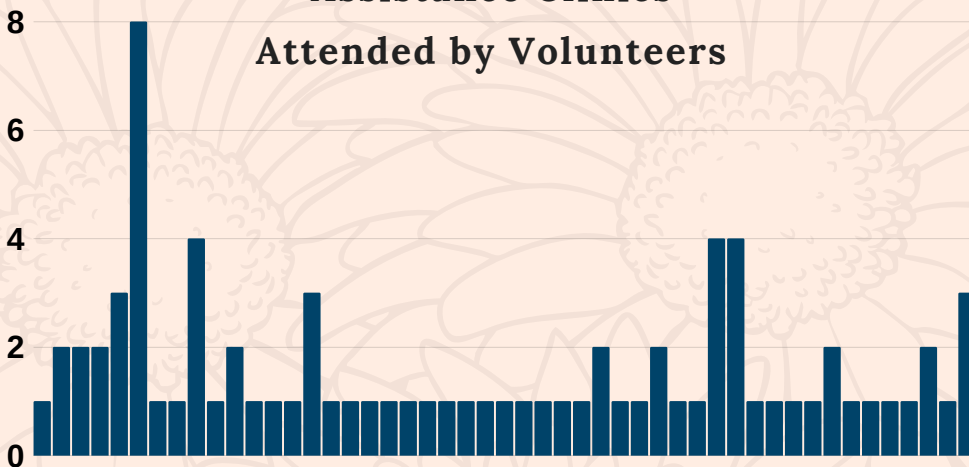
Total volunteers: 260

New volunteers in 2019: 102

Total active volunteers: 52



### Assistance Clinics Attended by Volunteers



% of volunteers who volunteered at 1+ assistance clinic: 20%

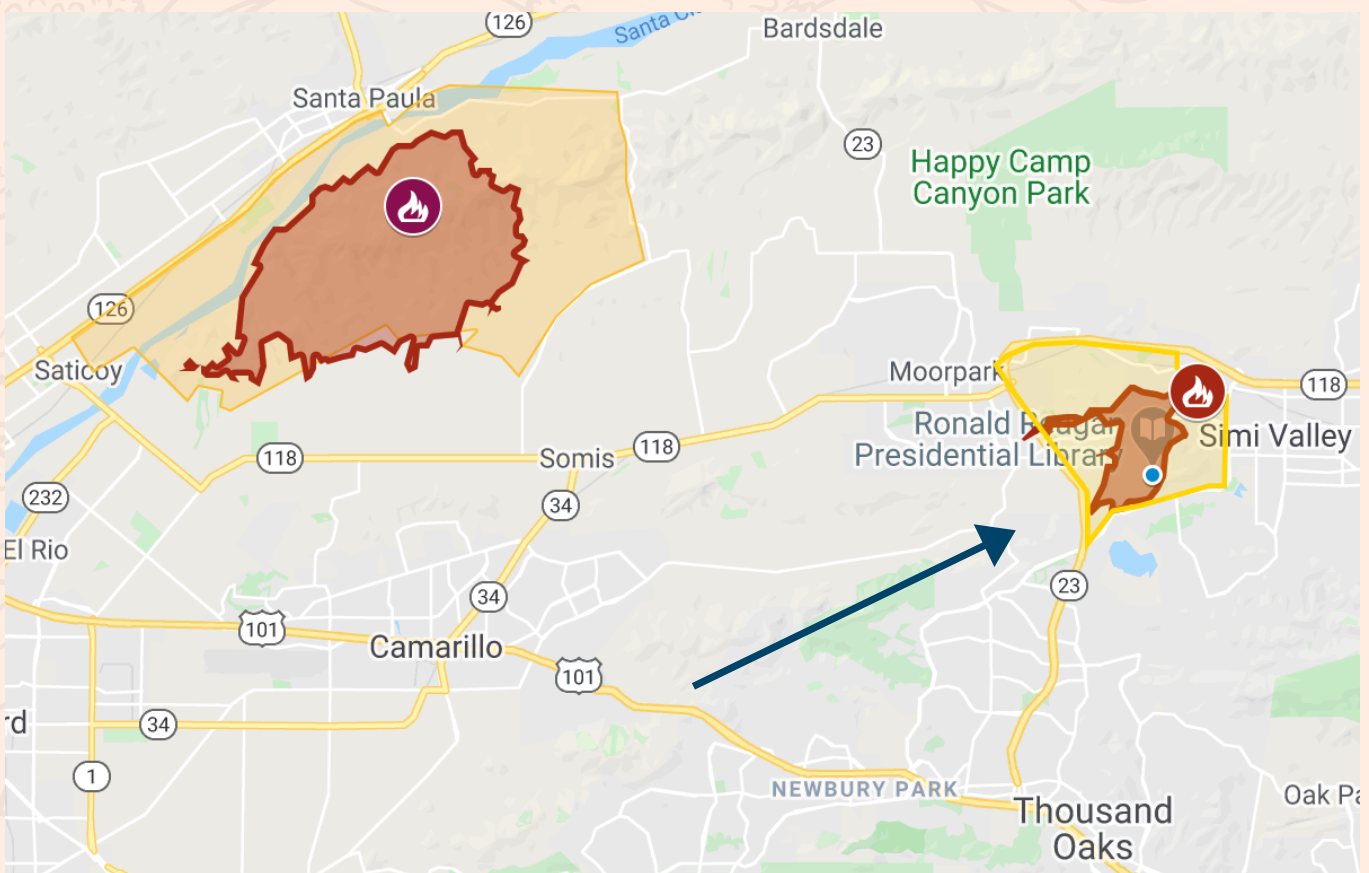
Total volunteer hours donated: 489

### Hours Donated by Volunteers



# EASY FIRE

- Fire Started: October 30, 2019
- Start time: 6:00 am
- Location: 200 West Los Angeles Ave, Simi Valley, CA
- Evacuations: 30,000 residents
- Fully Contained: November 2, 2019
- Acres Burned: 1,806
- Structures Destroyed: 3

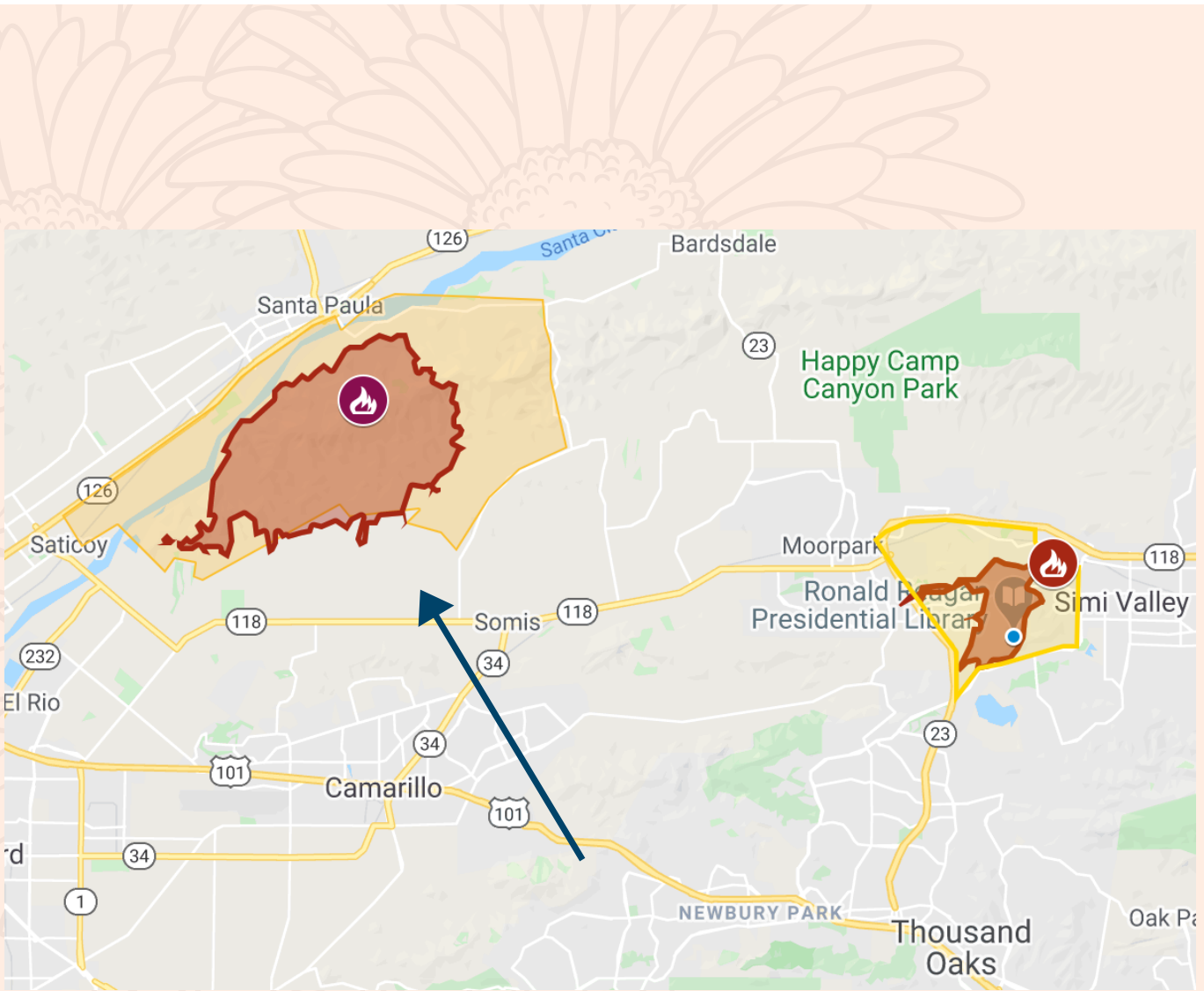


**Yellow: Evacuation Zone**  
**Red: Fire Zone**



# MARIA FIRE

- Fire Started: October 31, 2019
- Start time: 6:14 pm
- Location: South Mountain, Santa Paula
- Evacuations: 8,000 residents
- Fully Contained: November 7, 2019
- Acres Burned: 9,999
- Structures Destroyed: 4

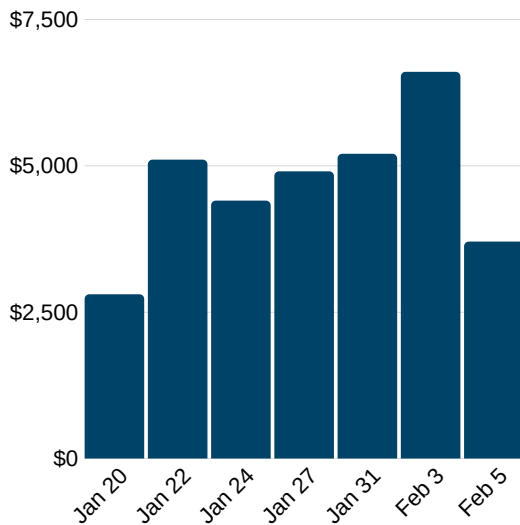


**Yellow: Evacuation Zone**  
**Red: Fire Zone**

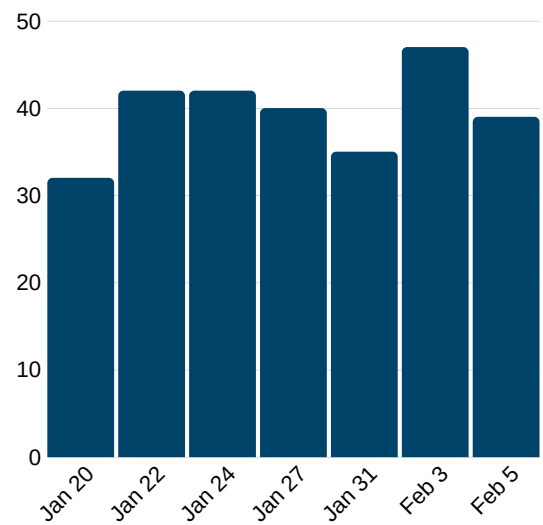
- Opened: November 4, 2019
- Total cases served: 224
- Total individuals served: 1786
- Total undocumented individuals served: 277 (excluding children)
- Funding period: February 2020
- Assistance clinics held: 7
- Total disbursed: \$32,700.00
- Average allocation per family: \$200.61
- Mixteco speakers served in their native tongue: 99

Clinics	Location	Scheduled Appointments	Completed Appointments	Total Eligible Applicants	Total Disbursed	Average Disbursed	Undocumented People Served	Español Speakers Served	Mixteco Speakers Served	Zapoteco Speakers Served
Jan 20	Oxnard	30	27	16	\$2,800.00	\$175.00	32	22	10	0
Jan 22	Oxnard	35	30	22	\$5,100.00	\$231.82	42	21	18	3
Jan 24	Oxnard	43	36	24	\$4,400.00	\$183.33	42	29	14	0
Jan 27	Oxnard	45	33	28	\$4,900.00	\$175.00	40	24	15	1
Jan 31	Oxnard	50	30	24	\$5,200.00	\$216.67	35	21	14	0
Feb 3	Oxnard	54	34	29	\$6,600.00	\$227.59	47	33	14	0
Feb 5	Oxnard	64	34	20	\$3,700.00	\$185.00	39	25	14	0
<b>Master Totals</b>		<b>321</b>	<b>224</b>	<b>163</b>	<b>\$32,700.00</b>	<b>\$200.61</b>	<b>277</b>	<b>175</b>	<b>99</b>	<b>4</b>

Disbursements per clinic



Applicants per clinic



95% of people funded live in Oxnard

City	Count
Fillmore	2
Oxnard	212
Port Hueneme	5
Santa Paula	5
<b>Grand Total</b>	<b>224</b>

Farmworkers made up 96% of the people that were funded

Employment Sector	Count
Campesina/o	267
Construcción	4
Domestico	4
Jardinero/Landscape	3
Servicios	1
<b>Grand Total</b>	<b>279</b>

12% of all farmworkers funded were employed by Reiter Brothers

Employer	Count
Catalinos Berry Farms	5
Chuy & Sons Labor	3
Colorado Farms	13
Crisalida Berry Farms	3
Del Sol Harvesting	9
Etchandy Farms	11
Gama Berry Farms	5
Golden West Veg	4
Guayabito Farms	3
Independent AG	3
Ito Brothers	3
Laguna Farms	24
Leon Farm	6
Los Arboles Harvesting	7
Marz Farms	11
Mike's Farm Labor	7
Mugu Farms	4
Muranaka Farms	3
Pac-Man	8
Ranchero	9
Real Farming	14
Reiter Brothers	33
Santa Clara Farms	3
Santa Rosa Berry Farms	6
Saticoy Berry Farms	7
SoCal Berry Growers	3
Tres Hijas Berry Farms	6
United Growers Berry Farms	6
Western Berries	6
Other	42
<b>Grand Total</b>	<b>267</b>

Employer	Count
Catalinos Berry Farms	1
Chuy & Sons Labor	1
Coastline Harvesting	1
Colorado Farms	1
Deardroff Family Farms	1
Del Sol Harvesting	2
Employers Depot Workforce	1
Enhanced Landscaping	1
Etchandy Farms	3
Gama Berry Farms	2
Golden West Veg	3
Guayabito Farms	2
Independent Ag	1
Ito Brothers	2
Jackpot Harvesting	1
King Bros	1
La Verne Nursey	1
Laguna Farms	4
Landscaping Services	1
Leon Farm	6
Los Arboles Harvesting	4
Marz Farms	1
Mike's Farm Labor	6
Mugu Farms	2
Premier Berry Farms	1
Quim Bro	1
Rancho	3
Real Farming	3
Reiter Brothers	7
Saticoy Berry Farms	2
Seventh Tree Farm	1
Springville Berry Farms	1
Total Labor Force	1
United Growers Berry Farms	1
West Coast Berry Farms	1
Western Berries	3
<b>Grand Total</b>	<b>76</b>

Cal/OSHA has an emergency regulation (section 5141.1) to protect employees exposed to wildfire smoke. The regulation requires that employers provide approved particulate respirators, such as N95 masks, to all employees for voluntary use, and training on the new regulation, the health effects of wildfire smoke, and the safe use and maintenance of respirators.

Temporary  
Emergency  
Wildfire Smoke  
Standard became  
effective on July  
29, 2019

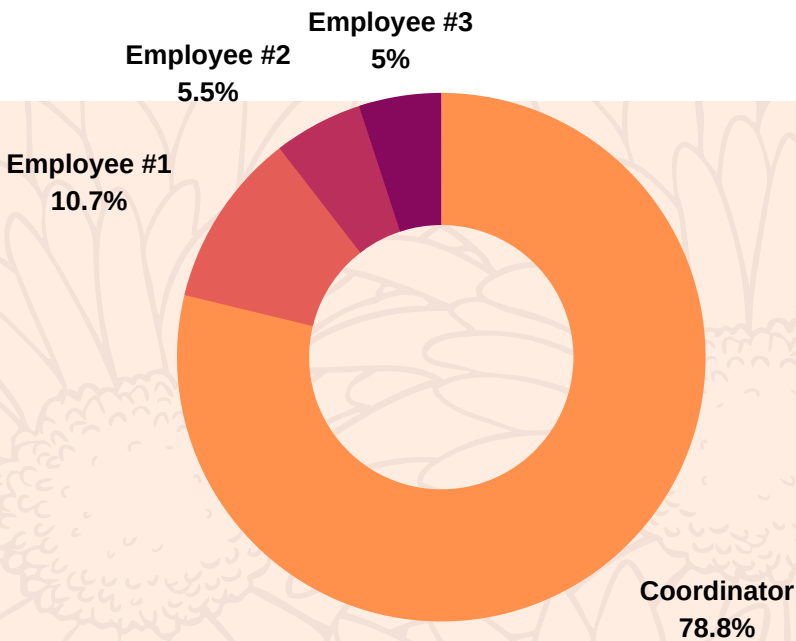
28% of  
farmworkers  
reported not being  
provided masks by  
their employer

39% of all  
farmworkers  
reported that they  
did not receive  
proper training from  
their employer

Employer	Count
Catalinos Berry Farms	2
Chuy & Sons Labor	2
Coastline Harvesting	1
Colorado Farms	2
Deardroff Family Farms	1
Del Sol Harvesting	3
Employers Depot Workforce	1
Enhanced Landscaping	1
Etchandy Farms	4
Etchandy Farms	1
Fenix Farming	1
Gama Berry Farms	2
Golden West Veg	3
Guayabito Farms	2
Independent Ag	1
Ito Brothers	2
Jackpot Harvesting	1
King Bros	1
La Verne Nursey	1
Laguna Farms	7
Laguna Farms	4
Landscaping Services	1
Leon Farm	6
Los Arboles Harvesting	4
Marz Farms	2
Mike's Farm Labor	6
Mugu Farms	2
Pac-Man	2
Premier Berry Farms	2
Quim Bro	1
Rancho	4
Real Farming	5
Reiter Brothers	9
River Ridge Farms	1
River ridge Farms	1
Santa Clara Farms	1
Santa Rosa Berry Farms	1
Santa Rosa Berry Farms	1
Saticoy Berry Farms	3
Self-employed	1
Seventh Tree Farm	1
Springville Berry Farms	1
Susiez	1
Total Labor Force	1
United Growers Berry Farms	1
West Coast Berry Farms	1
Western Berries	3
<b>Grand Total</b>	<b>105</b>

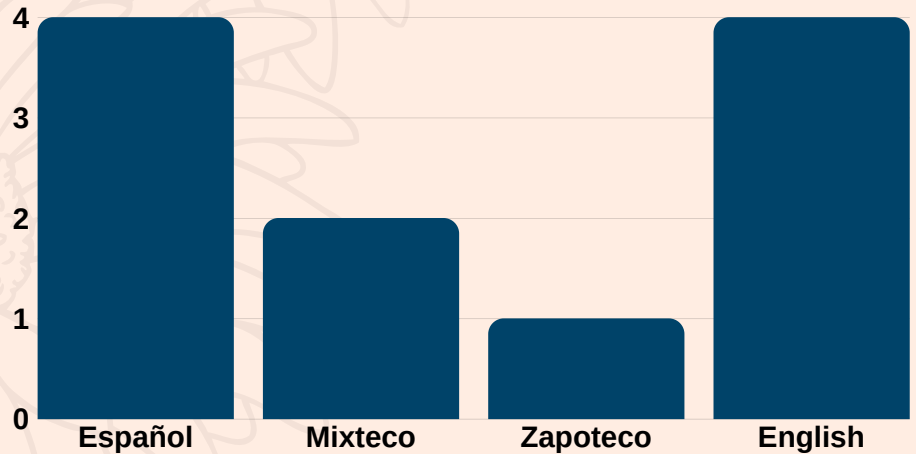
# PAID HOURS

- Total number of employees: 4
- Full time employees : 1
- Part time employees: 3
- Number of new employees In response to Easy-Maria fires: 2
  - Started Nov 2019



100% of paid employees spoke Spanish & English

Languages spoken by 805 UndocuFund Employees



50% of paid employees spoke Mixteco

# 805 UNDOCUFUND SUMMARY

As of March 1, 2020 the 805 UndocuFund has funded

- 2017 Thomas Fire
- 2018 Montecito Debris Flow
- 2018 Woolsey Fire
- 2018 Hill Fire
- 2019 Easy Fire
- 2019 Maria Fire

**\$2,235,250.00**

Total Amount Distributed

**47**

Assistance Clinics

**1,851**

Families Funded

**\$1,207.60**

Average Assistance Amount

**3,642**

Undocumented Persons Served

**7,664**

Total Mixed Status Family Members Reached

**402**

Active Volunteers

**4407**

Volunteer Hours

**772**

Families Served in Mixteco



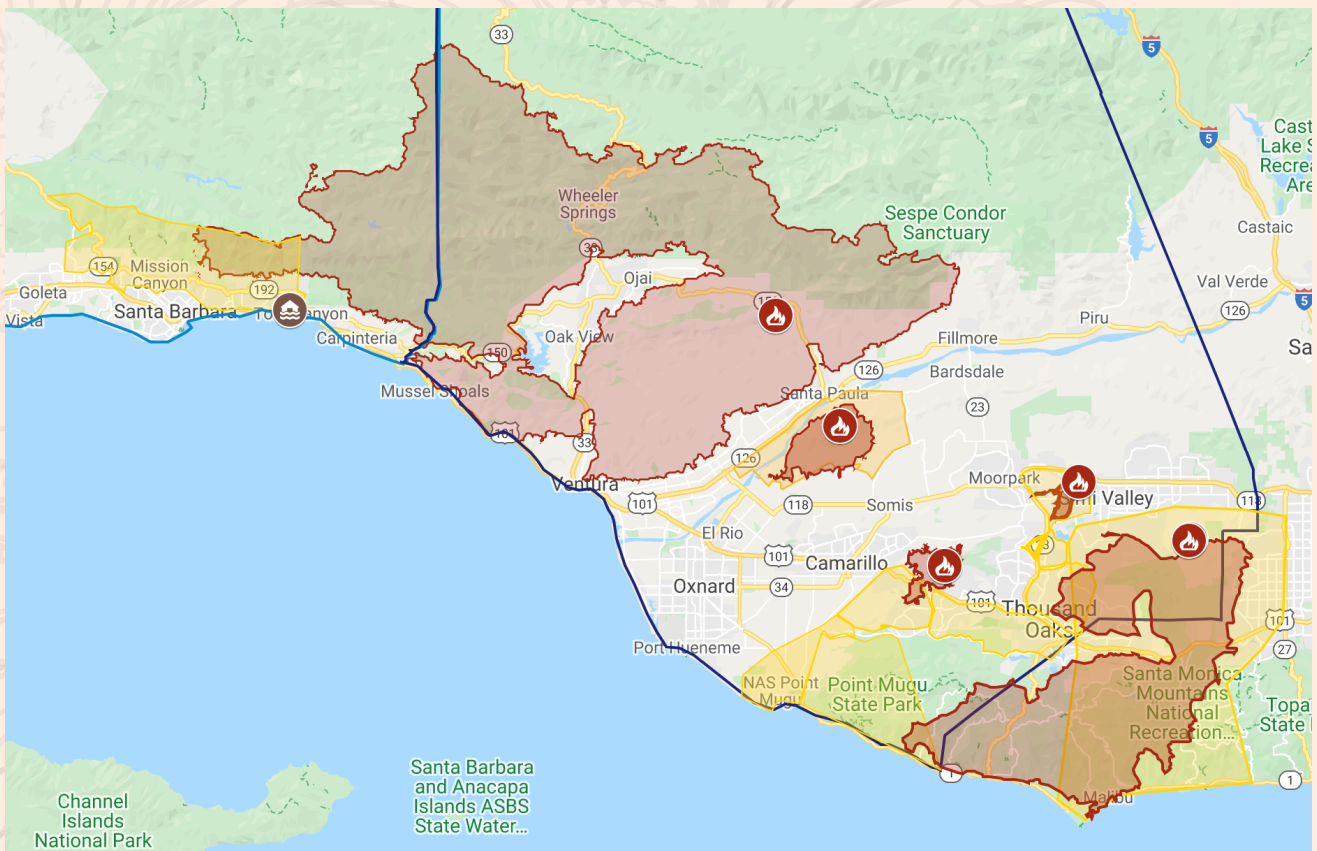
# 805 UNDOCUFUND SUMMARY

As of March 1, 2020 the 805 UndocuFund has funded:

- 2017 Thomas Fire
- 2018 Montecito Debris Flow
- 2018 Woolsey Fire
- 2018 Hill Fire
- 2018 Woolsey Fire
- 2019 Easy Fire
- 2019 Maria Fire

# \$2,235,250.00

**Total Amount Distributed**



**Yellow: Evacuation Zone**

**Red: Fire Zone**

 **: Fire Origin**

# 1,851

**Families Funded**



# 805 UNDOCU Fund

<https://805undocufund.org/>

Donate online at:

<https://805undocufund.org/donate/>

Donations over \$1000 are preferable by check.

Please make checks out to **Ventura County Community Foundation** and write 805 Undocufund in the memo line.

Checks can be mailed to 4001 Mission Oaks Blvd,  
Suite A, Camarillo, CA 93012.

Your donation is tax deductible. Ventura County Community Foundation's tax identification number is 77-0165029.